

File No: MSPL -U2 /EC-Compliance / June'26

Dated: 11.05.2026

To,
The Deputy Director of Forest
Ministry of Environment, Forest & Climate Change
Integrated Regional Office (IRO)
IB – 198, IB Block, Sector – III
Bidhannagar, Kolkata- 700106
West Bengal

Subject: Six Monthly Compliance Report for the **Period of October '2025 to March'26** of M/s **Maithan Steel & Power Limited (Unit –II)** located at Chittaranjan Road, Dendua More, Vill: Nakrajoria, PS – Salanpur, Dist – Paschim Bardhaman, West Bengal.

Ref: EC File No: J-11011/679/2008-IA. II (I) dated 20th March, 2025.

Respected Sir / Madam,


This has reference to the above subject, we are hereby submitting the six monthly compliance reports for the period from **October '2025 to March'26** of accorded Environment Clearance (EC) vide letter No: J-11011/679/2008-IA. II (I) dated 20th March, 2025 of **Unit-II of Maithan Steel & Power Ltd.** located at Chittaranjan Road, Dendua More, Vill – Nakrajoria, PS – Salanpur, Dist – Paschim Bardhaman, West Bengal **by uploading on Ministry's Parivesh Portal** and same shall be sent in soft copy through mail.

Hope you will find the same in order.

Thanking you

Yours faithfully

For, M/S Maithan Steel & Power Limited .


Madhur Agarwalla
(Director)



C.C:

1. The Regional Director, Central Pollution Control Board (Eastern Zonal Office), G97V + H5Q, Kasba New Market, Sector E, East Kolkata Twp, Kolkata, West Bengal – 700107.
2. The Environment Engineer, Asansol Regional Office, West Bengal Pollution Control Board, Kalyanpur Satellite Township Projects, Dr. B.C. Roy Road, P.O-Dakshin Dhadka , Asansol, Dist – Paschim Bardhaman, WB – 713302.

Registered Office:

9, A.J.C Bose Road, Ideal Centre,
6th Floor, Kolkata-700 017

☎ 033-4849 8118

CIN: U27102WB2001PLC093321

Works: Unit-I

P.O. Bonra, P.S. : Neturia - 723121,
Dist.: Purulia, (WB)

🌐 www.maithansteel.com

Works: Unit-II

Chittaranjan Road, Dendua More,
P.O & P.S.: Salanpur - 713357,
Dist.: Paschim Bardhaman (WB)

☎ 8651540007

MAITHAN STEEL & POWER LIMITED



**Six Monthly EC Compliance Report of
M/s Maithan Steel & Power Ltd. (Unit-II)
For the period of Oct'25 – Mar'26**


- 1. Proposal No.: - IA/WB/IND1/437222/2023 dated 08/10/2023**
- 2. MoEF & CC letter no. IA-J-11011/679/2008-IA-II (IND-I) dated 20.03.2025**



**Compliance Status of Environment Clearance No. IA-J-11011/679/2008-IA-II (IND-I) dated. 20th March, 2025
of M/s Maithan Steel & Power Ltd.**


Vill & P.O - Nakrajoria, P.S – Salanpur, Dist.- Pachim Bardhaman

Sl. No	Compliance Conditions	Compliance Status
1	Specific Conditions	
1.1	This Environmental clearance is granted subject to final outcome of Hon'ble Supreme Court of India, Hon'ble High Court, Hon'ble NGT and any other Court of Law, if any, as may be applicable to this project.	Noted & Agreed
1.2	The project proponent shall comply with all the environmental protection measures and safeguards proposed in the documents submitted to the Ministry. All the recommendations made in the EIA/EMP in respect of environmental management, and risk mitigation measures relating to the project shall be implemented.	Complied. We are submitting the six monthly Compliance in Parivesh Portal within the stipulated time. Environmental protection measures like installation of PCD, plantation, implementation of ZLD etc. will be duly complied as per commitments made to the Ministry. All the recommendations will be followed as mentioned in the EIA report during the installation of each proposed unit. i. Installation of air pollution control device to achieve 30 mg/ Nm ³ emission standard. ii. Designing of RWH & garland drain. iii. Provision of PPE kit and implementation of all Safety norms.
1.3	The project proponent shall utilize modern technologies for capturing carbon emission and shall also develop adequate carbon sink/ carbon sequestration resources with an aim to meet the carbon neutrality mission in a time bound manner. The implementation report shall be submitted to the IRO, MoEF&CC in this regard.	Noted. However, the industry has developed a sprawling green belt inside plant premises as carbon sink.
1.4	The nearest habitation to plant is Dendua (0.2 km) and Digari (0.5 km) villages along with other sensitive areas such as schools within the study area of the project site. Proponent shall take appropriate environmental safeguard measures to minimise the impact on the habitation of the locals. The project proponent needs to strengthen green belt all around the plant area to reduce the dust pollution. The PP shall also include some of these locations in its environmental monitoring programme.	Complied. The organisation has taken following steps to minimise the impact on the local habitation: 1. Industry has installed adequate & effective pollution control devices like bag filters to safe guard environment. 2. Plantation activity is being carried out systematically including all along the periphery to reduce adverse effect on local habitat due to plant operation. (Please refer Annexure-1 for Plantation details).




		<p>3. We are monitoring Ambient air quality of the nearby villages like Dendua, Nakrajoria, Salanpur and in addition to inside plant. Monitoring results are well within the permissible limit.</p> <p>Monitoring Reports are enclosed as Annexure- 2.</p>
1.5	<p>PP shall undertake stringent measures to minimise the levels of PM10 and PM2.5.</p>	<p>Complied.</p> <p>Beside development of sprawling greenbelt inside plant premises, the industry has taken Industry has taken following pollution abatement measures:</p> <ol style="list-style-type: none"> 1.Installed effective air pollution control devices to minimise emission from stacks. 2. Raw Materials are coming to the plants through fully covered trucks by tarpaulin reduce the level of PM10, PM2.5 and fugitive emission. 3.Movable water tanker is available round the clock for road dust suppression and reduce vehicular emission. <p>b. Raw Materials are coming to the plants through fully covered trucks by tarpaulin.</p> <p>Please refer Annexures -8,9,10 & 11.</p>
1.6	<p>There are water bodies are present within the study area of the project site e. A robust and full proof Drainage Conservation scheme to protect the natural drainage and its flow parameters; along with Soil conservation scheme and multiple Erosion control measures shall be implemented.</p>	<p>Noted</p>
1.7	<p>Total Water requirement of 2000 KLD after proposed expansion shall be sourced from Barakar River. PP shall obtain necessary permission from the Competent Authority.</p>	<p>Complied.</p> <p>Water requirement is being fulfilled by surface water from Damodar Valley Corporation (DVC) after obtaining the permission of the concerned authority for the current operational plant. Permission copy of DVC is enclosed as Annexure –3A & 3B.</p>
1.8	<p>Three tier Green Belt shall be developed in at least 33% of the project area, as committed, of adequate width and tree density shall not be less than 2500 per ha. Survival rate of green belt developed shall be monitored on periodic basis to ensure that damaged plants are replaced with new plants in the subsequent years. PP shall also develop greenbelt in the form of shelter belt comprising of total of 6 rows of 2x2 m plantation with tall trees & broad leaves with thick canopy along with windshield inside the plant premises to act as green barrier for air pollution & noise levels towards sensitive areas nearby project site. Compliance status in this regard, shall be submitted to concerned Regional Office of the MoEF&CC.</p>	<p>Complied.</p> <p>At present total land area is 19.5 ha. Hence, industry has to develop total 6.50 Ha (33% of total area) as green belt.</p> <p>At present, industry has developed Green Belt / Plantation area of 6.23 Ha (31.9%) as confirmed by DFO by planting different types of tree species.</p> <p>we have planted 293 nos. saplings during the period April, 25 to Sep, 25. Therefore, total nos. of trees become 14,220 nos in the green belt covering approx. 5.70 ha area. We have continued gap filling and land development work during Oct, 25 to March, 26.</p> <p>The company is continuously strengthen its greenbelt by planting different types of species and maintain green deeds to increase survival rate.</p> <p>Additional 1648 saplings to be planted in the existing green belt to increase the density @2500 saplings/Ha and 293 no. saplings planted out of 675 saplings in the remaining 0.27 ha area.</p>

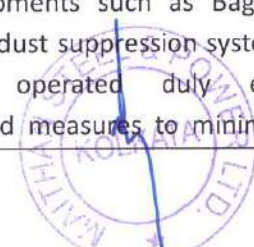


		Industry has developed Green Belt / Plantation area of 6.23 Ha (31.9%) as confirmed by DFO. (Please refer Annexure- 1 for plantation details).
1.9	The PP shall undertake plantation, in compliance to MoEFCC OM dated 24.07.2024, in the earmarked 33% or 40% greenbelt area, as the case may be, as a part of tree plantation campaign 'Ek Ped Maa Ke Naam' Campaign and the details of the same shall be uploaded on MeriLiFE portal at (https://merilife.nic.in).	Noted. We have conducted tree plantation campaign during celebration of World Environment Day. Please refer Annexure- 4 .
1.10	All the commitments made towards socio-economic development of the nearby villages shall be satisfactorily implemented. The action plan based on the social impact assessment study of the project as per the EMP in accordance to the Ministry's OM dated 30.09.2020 amounting to Rs. 3 Crores shall be strictly implemented and progress shall be submitted to the Regional Office of MoEF&CC.	Being complied. The public hearing issues will be complied as per the provision mentioned in the said OM of MoEF&CC. The timeline as committed to the Ministry will be adhered to. Please refer Annexure-5 for details of CER activities carried out during the period Oct,25 to Mar,26 .
1.11	The project proponent shall undertake village adoption programme and prepare and implement the action plan to develop them into a model village in consultation with the State Administration.	Noted. However, industry is engaged in socio-economic development of nearby villages at present and funds are being utilised in phase wise manner.
1.12	The PP shall ensure compliance of OM dated 14-01-2025 regarding streamlining the implementation of GSR 702 and GSR 703 dated 12-11-2024 through which projects requiring prior EC were exempted from requirement of CTE.	Noted for compliance.
1	Statutory Compliance	
1.1	The Environment Clearance (EC) granted to the project/ activity is strictly under the provisions of the EIA Notification, 2006 and its amendments issued from time to time. It does not tantamount/construe to approvals/ consent/ permissions etc., required to be obtained or standards/conditions to be followed under any other Acts/Rules/Subordinate legislations, etc., as may be applicable to the project.	Complied. Before starting the construction activity, Consent to Establish (NOC) permission is obtained from the West Bengal Pollution Control Board for the EC accorded project vide NOC no. no. 526-2N-19/2009 (E)-Part-I. (Please refer Annexure-6).
1.2	This Environmental clearance is granted subject to final outcome of Hon'ble Supreme Court of India, Hon'ble High Court, Hon'ble NGT and any other Court of Law, if any, as may be applicable to this project.	Noted. 


2	Air Quality Monitoring And Preservation	
2.1	The project proponent shall install 24x7 continuous emission monitoring system at process stacks to monitor stack emission as well as 02 Nos. Continuous Ambient Air Quality Station (CAAQMS) for monitoring AAQ parameters with respect to standards prescribed in Environment (Protection) Rules 1986 as amended from time to time. The CEMS and CAAQMS shall be connected to SPCB and CPCB online servers and calibrate these systems from time to time according to equipment supplier specification through labs recognized under Environment (Protection) Act, 1986 or NABL accredited laboratories.	<p>Being complied and will be complied too.</p> <p>At present the Online Continuous Emission Monitoring System (OCEMS) for all the process stack of the existing units are as per CPCB guidelines and 24X7 online data is transferred to ODAMS server continuously through online portal. (Please refer Annexure-7A for OCEMS data). Besides this, quarterly monitoring of all stacks are done by third party monitoring agency having NABL accredited laboratory. (Please refer Annexure-7B for stack emission monitoring report). At present Ambient Air Quality is monitored at four locations (Inside location-04 & Outside plant location-04) by third party monitoring agency having NABL accredited laboratory. (Please refer Annexure-2 for AAQ report). CAAQMS is established.</p>
2.2	The project proponent shall carryout Continuous Ambient Air Quality monitoring for common/criterion parameters relevant to the main pollutants released (e.g. PM10 and PM2.5 in reference to PM emission, and SO2 and NOx in reference to SO2 and NOx emissions) within and outside the plant area covering upwind and downwind directions.	Complied.
2.3	The project proponent shall monitor fugitive emissions in the plant premises at least once in every quarter through laboratories recognized under Environment (Protection) Act, 1986 or NABL accredited laboratories.	<p>Complied.</p> <p>Fugitive Emissions are being monitored at</p> <ol style="list-style-type: none"> 1. SMS -1 (Inside plant, near IF). 2. SMS -2 (Inside plant, near IF). 3. Rolling Mill – 1. 4. Rolling Mill – 2. 5. Slag Crusher Area. <p>By third party having NABL accredited laboratory. Results are found well within the permissible limit. Fugitive Emission Reports are attached as Annexure- 8</p>
2.4	Sampling facility at process stacks shall be provided as per CPCB guidelines for manual monitoring of emissions.	<p>Complied.</p> <p>Sampling facility at all the stacks have been / will be provided as per the CPCB guidelines for manual monitoring.</p>
2.5	Appropriate Air Pollution Control (APC) system shall be provided for all the dust generating points including fugitive dust from all vulnerable sources, so as to comply prescribed stack emission and fugitive emission standards.	<p>Complied.</p> <p>Existing stacks of SMS plants are equipped with bag filters, suction hoods and ID Fans. All bag houses are designed to meet the permissible limit. (Please refer photographs as Annexure - 9).</p> <p>Raw materials are kept properly under shed. There is no chance of fugitive emission since raw materials particles are heavy and are not in dust form.</p>



		<p>Movable water sprinkling tanker have been used inside the plant premises to mitigate the fugitive emission as well as vehicular emission. (Please refer photographs as Annexure- 10).</p> <p>A dedicated team of housekeeping manpower is continuously engaged to control the fugitive emission inside the plant premises. (Please refer photographs as Annexure-11).</p>
2.6	The project proponent shall provide leakage detection and mechanized bag cleaning facilities for better maintenance of bags.	<p>Complied.</p> <p>Auto purging system have been installed at bag house for periodical cleaning of bags.</p> <p>Auto purging system inside bag house is controlled through PLC system.</p>
2.7	Sufficient number of mobile or stationery vacuum cleaners shall be provided to clean plant roads, shop floors, roofs, regularly.	<p>Complied.</p> <p>A dedicated housekeeping team is engaged to look after the cleanliness of plant premises. (Please refer photographs as Annexure-11).</p>
2.8	Ensure covered transportation and conveying of raw material to prevent spillage and dust generation. The project proponent use leak proof trucks/dumpers carrying coal and other raw materials and cover them with tarpaulin.	<p>Complied.</p> <p>Raw materials such as sponge iron, scrap comes to plant through fully covered trucks by tarpaulins & containers. (Please refer photographs as Annexure-12).</p>
2.9	The project proponent shall provide primary and secondary fume extraction system at all heat treatment furnaces.	Noted.
2.10	Wind shelter fence and chemical spraying shall be provided on the raw material stock piles.	<p>Not Applicable.</p> <p>Unit uses Sponge Iron, Pig Iron and Iron Scrap as raw materials which are kept under permanent shed. That is why wind shelter fence and chemical spraying are not applicable. We are using covered shed instead of using wind shelter.</p>
2.11	Design the ventilation system for adequate air changes as per prevailing norms for all tunnels, motor houses, Oil Cellars.	<p>Being Complied.</p> <p>Natural ventilation is implemented in the existing project. The best practices will be followed in construction work of the future expansion project as well.</p>
2.12	Pollution control system in the plant shall be provided as per the CREP Guidelines of CPCB.	Complied.
2.13	The project proponent shall adopt the Clean Air practices like mechanical collectors, wet scrubbers, fabric filters (bag houses), electrostatic precipitators, combustion systems (thermal oxidizers), condensers, absorbers, adsorbers, and biological degradation. Controlling emissions related to transportation shall include emission controls on vehicles as well as use of	<p>Complied</p> <p>All required environmental protection measures such as green belt development all along plant boundary, pollution control equipments such as Bag Filters, covered conveyers and dust suppression systems etc. are provided and operated duly ensuring environmental safeguard measures to minimise the</p>



	cleaner fuels. Sufficient numbers of additional truck mounted Fog/Mist water cannons shall be procured and operated regularly inside the project premises and also in the surrounding villages to arrest suspended dust in the atmosphere.	impact on the surrounding ecology. Apart from that, sufficient numbers of mobile sprinkler system are deployed inside the project premises and also in the surrounding villages to arrest the fugitive dust emission.
2.14	Bag filters shall be cleaned regularly and efficiency of bag filter system shall be monitored at regular intervals.	Complied. Bag Filters are also clean regular basis and efficiency of bag system also monitored.
2.15	Water Sprinklers/Water mist system shall be installed near raw material yards, operational units and other strategic locations to control fugitive emissions from the plant.	Complied. Raw materials are kept properly under shed. There is no chance of fugitive emission since raw materials particles are heavy and are not in dust form. Movable water sprinkling tanker have been used inside the plant premises to mitigate the fugitive emission as well as vehicular emission. (Please refer photographs as Annexure- 10).
2.16	The particulate matter emissions from the process stacks shall be less than 30 mg/Nm ³ and measures shall be undertaken as per the submitted action plan. Efficient Air monitoring equipment shall be installed.	Being Complied. The Management is very much concerned about keeping the stack emission level within the permissible limit as per CTO norms for the existing operational plant. Online Continuous Emission Monitoring system (OCEMS) is attached with the major stacks connected to the operational plant which are also connected with CPCB server.
2.17	Following additional arrangements to control fugitive dust shall be provided: a. Fog / Mist Sprinklers at all on bulk raw material storage area (at the transfer points) like Iron Ore, Coal and for Fly Ash and similar solid waste storage areas. b. Proper covered vehicle shall be used while transport of materials. c. Wheel washing mechanism shall be provided in entry and exit gates with complete recirculation system.	Complied. Industry has taken measures following pollution abatement measures: 1. Movable water tanker is available round the clock for road dust suppression and reduce vehicular emission. 2. Raw materials are kept under fully covered shed. 3. Raw Materials are coming to the plants through fully covered trucks by tarpaulin.
2.18	Online stack monitoring system for IF and RHF shall be installed and monitoring report shall be submitted to the concerned Regional Office of the MoEF&CC along with the six-monthly compliance report.	Complied. CEMS already installed at IF attached stacks and connected with CPCB server. Monitoring report is also attached with Six-monthly Compliance Report. Please refer Annexure-7A .
2.19	Low NOx Burners will be installed at Reheating Furnace for control of Gaseous emissions generated while using PNG.	Noted.
3	Water Quality Monitoring And Preservation	



3.1	The project proponent shall install 24x7 continuous effluent monitoring system with respect to standards prescribed in Environment (Protection) Rules 1986 as amended from time to time and connected to SPCB and CPCB online servers and calibrate these system from time to time according to equipment supplier specification through labs recognized under Environment (Protection) Act, 1986 or NABL accredited laboratories.	<p>Complied.</p> <p>Our plant is based on 'Zero Liquid Discharge'. In existing plant Water is used only for cooling purpose which is reused in process and the treated domestic waste water is reused for developing green belt and dust suppression system with movable water tanker. (Please refer Annexure-13 for STP water analysis result.)</p>
3.2	The project proponent shall monitor regularly ground water quality at least twice a year (pre- and post-monsoon) at sufficient numbers of piezometers/ sampling wells in the plant and adjacent areas through labs recognized under Environment (Protection) Act, 1986 and NABL accredited laboratories.	<p>Complied.</p> <p>We are monitoring the ground water quality of the nearby areas on half yearly basis by NABL accredited laboratory. Analysis Report is enclosed as Annexure- 14.</p>
3.3	Garland drains and collection pits shall be provided for each stock pile to arrest the run-off in the event of heavy rains and to check the water pollution due to surface run off.	<p>Complied.</p> <p>Raw materials like sponge iron, scrap, pig iron (Solid & Heavy particle) are kept under permanent shed on concrete floor. However, surface run off water is collected in rain water harvesting structure through storm water drain and subsequently utilize for dust suppression by the movable water tank. However, it over flows during heavy rains. (Please refer Annexure-15).</p>
3.4	Water meters shall be provided at the inlet to all unit processes in the steel plants.	<p>Complied.</p> <p>Water Meter installed at all designated areas. Please refer Annexure-16.</p>
3.5	The project proponent shall make efforts to minimise water consumption in the steel plant complex by segregation of used water, practicing cascade use and by recycling treated water.	<p>Complied.</p> <p>Water is only used for cooling purpose. In this process, certain quantity of water gets evaporated and remaining water goes to cooling tower. Cooling tower blow down subsequently taken for filtration and then passes through softener for reuse in process. Hence, the industry is practicing cascade use of water in a systematic way.</p>
3.6	The proposed project shall be designed as Zero Liquid Discharge Plant. ETP shall be installed and there shall be no discharge of effluent from the plant. Domestic effluent shall be treated in Sewage Treatment Plant. Suitable measures shall be adopted for sewage water handling to ensure no contamination of any kind of water body.	<p>Complied.</p> <p>Blow down water of cooling towers is recycled through media filter and reused in system. Also, oil skimmer has been installed to separate oil & grease. No wastewater is discharged outside the plant premises. The domestic wastewater is reused after treated in the Sewage Treatment Plant (STP) for developing green belt and dust suppression inside plant.</p>
3.7	All stockyards shall have impervious flooring and shall be equipped with water spray system for dust	<p>Complied.</p>




	suppression. Stock yards shall also have garland drains and catch pits to trap the run off material and shall be implemented as per the action plan submitted in EIA/EMP report.	
3.8	Rain water harvesting shall be implemented to recharge/harvest water as per the action plan submitted in the EIA/EMP report.	Complied. Industry has implemented Rainwater harvesting system. The rainwater is being collected in the roof top catchment area and stored in reservoir for reuse. (Please refer Annexure – 17).
4	Water Quality Monitoring And Preservation In Case of Rolling Mills	
4.1	The project proponent shall provide the ETP for effluents of rolling mills to meet the standards prescribed in G.S.R 277 (E) 31st March 2012 (applicable to IF/EAF) as amended from time to time.	Complied. Operational process is dry. Blow down water of cooling towers is recycled through media filter and reused in system. Also, oil skimmer has been installed to separate oil & grease. Sewage treatment plant has been established.
4.2	Cold Rolling Mill (CRM), color coating and galvanizing plants shall have CETP to treat and recycle the treated water from CRM complex. Sludge generated at CRM ETP shall be sent to TSDF.	Not Applicable.
5	Noise Monitoring And Prevention	
5.1	Noise pollution shall be monitored as per the prescribed Noise Pollution (Regulation and Control) Rules, 2000 and amendments thereof, and report in this regard shall be submitted to Regional Officer of the Ministry as a part of six-monthly compliance report.	Complied. Work Zone Noise Monitoring is being done on regular basis by third party having NABL accredited laboratories. Work zone noise quality monitoring reports are attached as Annexure—18
5.2	The ambient noise levels should conform to the standards prescribed under E(P)A Rules, 1986 viz. 75 dB(A) during day time and 70 dB(A) during night time.	Complied. Please refer Annexure-19 .
6	Energy Conservation Measures	
6.1	Provide solar power generation on roof tops of buildings, for solar light system for all common areas, street lights, parking around project area and maintain the same regularly.	Complied. Roof top solar panel is installed to provide solar power to lighting systems which are installed at the inside & outside plant premises. (Please refer Annexure – 20).
6.2	Provide LED lights in their offices and residential areas.	Complied. Already implemented.
7	Energy Conservation Measures In Case of Reheating Furnace	
7.1	The project proponent shall provide waste heat recovery system (pre-heating of combustion air) at the flue gases of reheating furnaces.	Not applicable. As there is no DRI Kiln in the existing plant.



7.2	Practice hot charging of slabs and billets/blooms as far as possible.	Noted. At present 100% hot metal is being passed through CCM to hot rolling mill. However, we have an EC which is issued on 25/03/25 for Installation of Re-heating Furnace in future.
7.3	Ensure installation of regenerative type burners on all reheating furnaces	Noted
8.	Waste Management	
8.1	Oil Collection pits shall be provided in oil cellars to collect and reuse/recycle spilled oil.	Being complied. Waste oil/used oil is collected in drums and disposed off through TSDF /authorised recyclers. Please refer Annexure – 21A, 21B & 21C for manifest copy.
8.2	Kitchen waste shall be composted or converted to biogas for further use.	Complied. Kitchen waste is composted and is used as manure/ bio-fertilizer for green belt development.
8.3	100% utilization of fly ash shall be ensured. All the fly ash shall be provided to cement and brick manufacturers for further utilization and Memorandum of Understanding in this regard shall be submitted to the Ministry's Regional Office.	Not Applicable.
8.4	The Plastic Waste Management Rules 2016, inter-alia, mandated banning of identified Single Use Plastic (SUP) items with effect from 01/07/2022. In this regard, CPCB has issued a direction to all the State Pollution Control Boards (SPCBs)/Pollution Control Committees (PCCs) on 30/06/2022 to ensure the compliance of Notification published by Ministry on 12/08/2021. The technical guidelines issued by the CPCB in this regard is available at https://cpcb.nic.in/technical-guidelines-3/ . All the project proponents are hereby requested to sensitize and create awareness among people working within the Project area as well as its surrounding area on the ban of SUP in order to ensure the compliance of Notification published by this Ministry on 12/08/2021. A report, along with photographs, on the measures taken shall also be included in the six-monthly compliance report being submitted by the project proponents.	Being followed
8.5	A proper action plan must be implemented to dispose of the electronic waste generated in the industry.	Noted
8.6	Solid waste utilization: a. PP shall install a slag crusher to convert steel slag into aggregate for use in construction industry, fine sand for use as flux in steel plant, sand in brick making and as lime in cement making. b. PP shall recycle/reuse solid waste generated in the plant as far as possible. c. Used refractories shall be recycled as far as possible.	Complied. Industry has established slag crusher and it is operational now vide CTO NO. WBPCB/7010905/2025 dtd. 07/08/2025. Please refer Annexure – 22 . Recovered metals from slag is utilized and waste slag is used for land filling , cement plant etc.



9	Waste Management In Case of Sinter Plant	
9.1	SMS slag after metal recovery in waste recycling facility shall be conditioned and used for road making, railway track ballast and other applications. The project proponent shall install a waste recycling facility to recover metallic and flux for recycle to sinter plant. The project proponent shall establish linkage for 100% reuse of rejects from Waste Recycling Plant.	Not Applicable
9.2	Carbon recovery plant to recover the elemental carbon present in GCP slurries for use in Sinter plant shall be installed.	Not Applicable
9.3	Waste recycling Plant shall be installed to recover scrap, metallic and flux for recycling to sinter plant and SMS.	Not Applicable
10.	Green Belt	
10.1	The project proponent shall prepare GHG emissions inventory for the plant and shall submit the programme for reduction of the same including carbon sequestration by trees.	Complied. Report of the same is attached as Annexure - 23 for your reference.
10.2	Project proponent shall submit a study report on Decarbonisation program, which would essentially consist of company's carbon emissions, carbon budgeting/ balancing, carbon sequestration activities and carbon capture, use and storage and offsetting strategies. Further, the report shall also contain time bound action plan to reduce its carbon intensity of its operations and supply chains, energy transition pathway from fossil fuels to Renewable energy etc. All these activities/ assessments should be measurable and monitor able with defined time frames.	Noted
10.3	Greening and Paving shall be implemented in the plant area to arrest soil erosion and dust pollution from exposed soil surface.	Being Complied. Industry has developed polyculture plantation in the plant to maintain bio diversity and soil quality including arresting of soil erosion. Green Belt development is continual process in our plant. Also, concrete roads are made inside plant which reduces fugitive emission during vehicle movement.
11	Public Hearing And Human Health Issues	
11.1	Emergency preparedness plan based on the Hazard identification and Risk Assessment (HIRA) and Disaster Management Plan shall be implemented.	Complied. On-site emergency plan has been prepared covering HIRA and Disaster Management plan. (Copy attached as Annexure – 24).
11.2	The project proponent shall carry out heat stress analysis for the workmen who work in high temperature work zone and provide Personal Protection Equipment (PPE) as per the norms.	Complied Please refer Annexure- 25 for report of Heat stress analysis of workmen working in high temperature work zone.



		We are providing standard personal protection Equipment (PPE) to all workmen as per the norms of Factories Act.
11.3	Provision shall be made for the housing of construction labour within the site with all necessary infrastructure and facilities such as fuel for cooking, mobile toilets, mobile STP. Safe drinking water, medical health care, creche etc. The housing may be in the form of temporary structures to be removed after the completion of the project.	Existing plant infrastructure and facilities has been provided to Construction Labourers.
11.4	Occupational health surveillance of the workers shall be done on a regular basis and records maintained.	Complied. (Please refer Annexure - 26)
12	Environment Management	
12.1	The project proponent shall comply with the provisions contained in this Ministry's OM vide F.No.22-65/2017-IA.III dated 30/09/2020. As part of Corporate Environment Responsibility (CER) activity, company shall adopt nearby villages based on the socio-economic survey and undertake community developmental activities in consultation with the village Panchayat and the District Administration as committed.	Being complied. Industry has undertaken many socio-economic development plan and implementing the same in time bound manner in line with the Ministry's OM vide F.No. 22-65/2017-IA.III dated 30/09/2020. The cost incurred in CER is being carried out for social development and welfare measures in the surrounding villages. (Please refer Annexure-5 for details of CER activities carried out).
12.2	The company shall have a well laid down environmental policy duly approve by the Board of Directors. The environmental policy should prescribe for standard operating procedures to have proper checks and balances and to bring into focus any infringements /deviation/violation of the environmental / forest / wildlife norms / conditions. The company shall have defined system of reporting infringements / deviation / violation of the environmental / forest / wildlife norms / conditions and / or shareholders / stake holders. The copy of the board resolution in this regard shall be submitted to the MoEF & CC as a part of six-monthly report.	Complied. The company has a well laid down environment policy duly approved by Board of Directors. (Please refer Annexure - 27).
12.3	A separate Environmental Cell both at the project and company head quarter level, with qualified personnel shall be set up under the control of senior Executive, who will directly to the head of the organization.	Complied. A Separate Environment Management Cell has been formed to look after all environmental issues.
12.4	Performance test shall be conducted on all pollution control systems every year and report shall be submitted to Integrated Regional Office of the MoEF&CC.	Noted
13	Miscellaneous	



13.1	The project proponent shall make public the environmental clearance granted for their project along with the environmental conditions and safeguards at their cost by prominently advertising it at least in two local newspapers of the District or State, of which one shall be in the vernacular language within seven days and in addition this shall also be displayed in the project proponent's website permanently.	Complied. Advertisement copy is attached as Annexure – 28.
13.2	The copies of the environmental clearance shall be submitted by the project proponents to the Heads of local bodies, Panchayats and Municipal Bodies in addition to the relevant offices of the Government who in turn has to display the same for 30 days from the date of receipt.	Complied. EC copy was submitted to the Heads of Local bodies, Panchayats and/or Municipal bodies in addition to the relevant offices of the Government. Please refer Annexure- 29
13.3	The project proponent shall upload the status of compliance of the stipulated environment clearance conditions, including results of monitored data on their website and update the same on half-yearly basis.	Being complied. We have already uploaded the conditions with compliance to the website. Agreed to update on half-yearly basis.(www.maithansteel.com).
13.4	The project proponent shall monitor the criteria pollutants level namely; PM10, SO2, NOx (ambient levels as well as stack emissions) or critical sectoral parameters, indicated for the projects and display the same at a convenient location for disclosure to the public and put on the website of the company.	Being complied. Environment monitoring is being carried out by third party having NABL accredited laboratory and results are put on the website of the company as well as displayed at the main entrance of the industry Please refer Annexure-2 for AAQ results.
13.5	Action plan for developing connecting and internal road in terms of MSA as per IRC guidelines shall be implemented	Noted
13.6	The project proponent shall submit six-monthly reports on the status of the compliance of the stipulated environmental conditions on the website of the ministry of Environment, Forest and Climate Change at environment clearance portal.	Being complied. Six-monthly compliance report is being uploaded on the website of the MoEF&CC within stipulated time.
13.7	The project proponent shall submit the environmental statement for each financial year in Form-V to the concerned State Pollution Control Board as prescribed under the Environment (Protection) Rules, 1986, as amended subsequently and put on the website of the company.	Being Complied. Industry is submitting environmental statement for each financial year in Form-V. Environmental statement for the financial year 2024-25 submitted to the West Bengal Pollution Control Board. Please refer Annexure- 30.
13.8	The project proponent shall inform the Regional Office as well as the Ministry, the date of financial closure and final approval of the project by the concerned authorities, commencing the land development work and start of production operation by the project.	Noted
13.9	The project proponent shall abide by all the commitments and recommendations made in the EIA	Noted and to be complied in phase wise manner.



	/ EMP report, commitment made during Public Hearing and also that during their presentation to the Expert Appraisal Committee.	
13.10	The recommendations of the approved Site-Specific Wildlife Management Plan (in case of involvement of Schedule-I species) shall be implemented in consultation with the State Forest Department. The implementation report shall be furnished along with the six-monthly compliance report to the concerned Regional Office of the MoEF&CC.	Not Applicable. There is no Schedule-I species within the 10 KM radius from the plant site as per Flora & Fauna list provided by the Forest Department, Govt. of West Bengal.
13.11	The PP shall put all the environment related expenditure; expenditure related to Action Plan on the PH issues, and other commitments made in the EIA/EMP Report etc. in the company web site for the information to public/public domain. The PP shall also put the information on the left-over funds allocated to EMP and PH as committed in the earlier ECs and shall be carried out and spent in next three years, in the company web site for the information to public/public domain.	Noted. Industry is continuously implementing recommendations in EIA/EMP. Also, implementing action plan to attend PH issues in time bound manner.
13.12	No further expansion or modifications in the plant shall be carried out without prior approval of the Ministry of Environment, Forests and Climate Change (MoEF&CC).	Agreed
13.13	Concealing factual data or submission of false/fabricated data may result in revocation of this environmental clearance and attract action under the provisions of Environment (Protection) Act, 1986.	Noted
13.14	The Ministry may revoke or suspend the clearance, if implementation of any of the above conditions is not satisfactory.	Noted
13.15	The Ministry reserves the right to stipulate additional conditions if found necessary. The Company in a time bound manner shall implement these conditions.	Agreed
13.16	The Regional Office of this Ministry shall monitor compliance of the stipulated conditions. The project authorities should extend full cooperation to the officer (s) of the Regional Office by furnishing the requisite data / information/monitoring reports.	Noted
13.17	Any appeal against this EC shall lie with the National Green Tribunal, if preferred, within a period of 30 days as prescribed under Section 16 of the National Green Tribunal Act, 2010.	Agreed.



Annexure -I



GREEN BELT DETAILS



MAITHAN STEEL & POWER LIMITED



(Unit-II)

Green Belt inside Plant





Annexure -2

AMBIENT AIR QUALITY **MONITORING RESULTS**



GREENVISION

(A leading environmental research laboratory)

Recognized by West Bengal Pollution Control Board

Urvashi Malhar, Phase II, MSAV-35, Bengal Ambuja Housing Complex, City Centre, Durgapur-713216
 Contact : 0343-2543019, 9732580459, 9433158173, email : greenvision.dgp@gmail.com, Website : www.greenvisiondurgapur.com



TC-15288

TEST REPORT OF AMBIENT AIR ANALYSIS

FORMAT NO. : GV/LAB/FM/33A

Sample is drawn by M/s. Greenvision

U.L.R. No. : TC1528826000000047F

Report No. : GV/AR/25-26/545
 Name of Customer : M/s. Maithan Steel & Power Ltd. (Unit – II)
 Address of Customer : Chittaranjan Road, P.O. + P.S. : Salanpur,
 Dist. : Paschim Bardhaman, Pin : 713357.
 Sample Description : Ambient Air
 Sampling Location : East Side of Plant (Near Main Gate)
 Sample Condition : In GMF Filter Paper & Plastic Bottle
 Location of Testing : At Laboratory
 Sampling Method : CPCB, Emission Regulation (Part III)

Sample Ref. ID : AS-012-2026(1)
 Report Date : 05.02.2026
 Date of Sampling : 27.01.2026 to
 28.01.2026
 Date of Receiving : 30.01.2026
 Analysis Started On : 31.01.2026
 Analysis Completed On : 31.01.2026
 Time of Sampling : 09:10 am to
 09:10 am

A. METROLOGICAL INFORMATION

Average Temperature (°C) : 14.5
 Average Relative Humidity (%) : 80.0
 Barometric Pressure (mm of Hg) : 757.0
 Smell or Odour : No Remarkable Smell
 Weather Condition : Clear Sky

B. RESULT OF ANALYSIS

Sl. No.	Parameters	Unit	Concentration	Limit
01.	Concentration of PM10	µg/m ³	74.99	100.0 (24 Hrs.)
02.	Concentration of PM2.5	µg/m ³	38.33	60.0 (24 Hrs.)
03.	Concentration of SO ₂	µg/m ³	8.56	80.0 (24 Hrs.)
04.	Concentration of NO ₂	µg/m ³	36.55	80.0 (24 Hrs.)
05.	Concentration of Pb	µg/m ³	BDL	1.0 (24 Hrs.)
06.	Concentration of Benzene	µg/m ³	BDL	5.0 (24 Hrs.)
07.	Concentration of NH ₃	µg/m ³	6.09	400.0 (24 Hrs.)
08.	Concentration of CO	mg/m ³	0.298	4.0 (24 Hrs.)
09.	Concentration of Benzo(a)Pyrene	ng/m ³	BDL	5.0 (24 Hrs.)
10.	Concentration of As	ng/m ³	BDL	6.0 (24 Hrs.)
11.	Concentration of Ni	ng/m ³	BDL	20.0 (24 Hrs.)
12.	Concentration of Ozone as O ₃	µg/m ³	< 10.0	100.0 (1 Hr.)

* BDL Stands for Below detectable Limit

S. Roy Chowdhury
 Reviewed by
 (Sabyasachi Shyam Roy Chowdhury)
 Quality Manager

S. Roy Chowdhury
 (Sabyasachi Shyam Roy Chowdhury)
 Quality Manager
 Authorised Signatory
 For, GREEN VISION

- Note: 1. This report refers to the values obtained at the time of testing and results related to the items tested.
 2. This certificate may not be reproduced in part or full without written permission of the management.
 3. Retention period of tested sample (Filter Paper) is 6 months from the date of issue test report unless otherwise specified.

City Office : 84/10, Roy Bahadur Road, Behala, Kolkata-700 034, Ph. : 9433158173

Branch Office : Durgachak, Haldia, Purba Medinipur, Ph. : 8101647425 M.N. Sarkar Road, Mahananda Para, Siliguri-734001



GREENVISION

(A leading environmental research laboratory)

Recognized by West Bengal Pollution Control Board

Urvashi Malhar, Phase II, MSAV-35, Bengal Ambuja Housing Complex, City Centre, Durgapur-713216
Contact : 0343-2543019, 9732580459, 9433158173, email : greenvision.dgp@gmail.com, Website : www.greenvisiondurgapur.com



TC-15288

TEST REPORT OF AMBIENT AIR ANALYSIS

FORMAT NO. : GV/LAB/FM/33A

Sample is drawn by M/s. Greenvision

U.L.R. No. : TC1528826000000048F

Report No. : GV/AR/25-26/546
Name of Customer : M/s. Maithan Steel & Power Ltd. (Unit – II)
Address of Customer : Chittaranjan Road, P.O. + P.S. : Salanpur,
Dist. : Paschim Bardhaman, Pin : 713357.
Sample Description : Ambient Air
Sampling Location : West Side of Plant (Near Boundary Wall)
Sample Condition : In GMF Filter Paper & Plastic Bottle
Location of Testing : At Laboratory
Sampling Method : CPCB, Emission Regulation (Part III)

Sample Ref. ID : AS-012-2026(2)
Report Date : 05.02.2026
Date of Sampling : 27.01.2026 to
28.01.2026
Date of Receiving : 30.01.2026
Analysis Started On : 30.01.2026
Analysis Completed On : 31.01.2026
Time of Sampling : 09:40 am to
09:40 am

A. METROLOGICAL INFORMATION

Average Temperature ($^{\circ}$ C) : 14.5
Average Relative Humidity (%) : 80.0
Barometric Pressure (mm of Hg) : 757.0
Smell or Odour : No Remarkable Smell
Weather Condition : Clear Sky

B. RESULT OF ANALYSIS

Sl. No.	Parameters	Unit	Concentration	Limit
01.	Concentration of PM ₁₀	$\mu\text{g}/\text{m}^3$	70.83	100.0 (24 Hrs.)
02.	Concentration of PM _{2.5}	$\mu\text{g}/\text{m}^3$	36.24	60.0 (24 Hrs.)
03.	Concentration of SO ₂	$\mu\text{g}/\text{m}^3$	8.56	80.0 (24 Hrs.)
04.	Concentration of NO ₂	$\mu\text{g}/\text{m}^3$	35.72	80.0 (24 Hrs.)
05.	Concentration of Pb	$\mu\text{g}/\text{m}^3$	BDL	1.0 (24 Hrs.)
06.	Concentration of Benzene	$\mu\text{g}/\text{m}^3$	BDL	5.0 (24 Hrs.)
07.	Concentration of NH ₃	$\mu\text{g}/\text{m}^3$	5.56	400.0 (24 Hrs.)
08.	Concentration of CO	mg/m^3	0.239	4.0 (24 Hrs.)
09.	Concentration of Benzo(a)Pyrene	ng/m^3	BDL	5.0 (24 Hrs.)
10.	Concentration of As	ng/m^3	BDL	6.0 (24 Hrs.)
11.	Concentration of Ni	ng/m^3	BDL	20.0 (24 Hrs.)
12.	Concentration of Ozone as O ₃	$\mu\text{g}/\text{m}^3$	< 10.0	100.0 (1 Hr.)

* BDL Stands for Below detectable Limit

Reviewed By
(Sabyasachi Shyam Roy Chowdhury)
Quality Manager

(Sabyasachi Shyam Roy Chowdhury)
Quality Manager
Authorised Signatory
For, GREEN VISION

- Note: 1. This report refers to the values obtained at the time of testing and results related to the items tested.
2. This certificate may not be reproduced in part or full without written permission of the management.
3. Retention period of tested sample (Filter Paper) is 6 months from the date of issue test report unless otherwise specified.

City Office : 84/10, Roy Bahadur Road, Behala, Kolkata-700 034, Ph. : 9433158173

Branch Office : Durgachak, Haldia, Purba Medinipur, Ph. : 8101647425 M.N. Sarkar Road, Mahananda Para, Siliguri-734001



GREENVISION

(A leading environmental research laboratory)

Recognized by West Bengal Pollution Control Board

Urvashi Malhar, Phase II, MSAV-35, Bengal Ambuja Housing Complex, City Centre, Durgapur-713216
Contact : 0343-2543019, 9732580459, 9433158173, email : greenvision.dgp@gmail.com, Website : www.greenvisiondurgapur.com



TC-15288

TEST REPORT OF AMBIENT AIR ANALYSIS

FORMAT NO. : GV/LAB/FM/33A

Sample is drawn by M/s. Greenvision

U.L.R. No. : TC1528826000000052F

Report No. : GV/AR/25-26/550
Name of Customer : M/s. Maithan Steel & Power Ltd. (Unit – II)
Address of Customer : Chittaranjan Road, P.O. + P.S. : Salanpur,
Dist. : Paschim Bardhaman, Pin : 713357.
Sample Description : Ambient Air
Sampling Location : North Side of Plant (Near Boundary Wall)
Sample Condition : In GMF Filter Paper & Plastic Bottle
Location of Testing : At Laboratory
Sampling Method : CPCB, Emission Regulation (Part III)

Sample Ref. ID : AS-012-2026(6)
Report Date : 05.02.2026
Date of Sampling : 28.01.2026 to
29.01.2026
Date of Receiving : 30.01.2026
Analysis Started On : 30.01.2026
Analysis Completed On : 31.01.2026
Time of Sampling : 10:10 am to
10:10 am

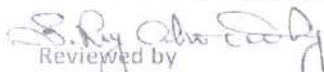
A. METROLOGICAL INFORMATION


Average Temperature ($^{\circ}\text{C}$) : 14.7
Average Relative Humidity (%) : 81.5
Barometric Pressure (mm of Hg) : 757.0
Smell or Odour : No Remarkable Smell
Weather Condition : Clear Sky

B. RESULT OF ANALYSIS

Sl. No.	Parameters	Unit	Concentration	Limit
01.	Concentration of PM ₁₀	$\mu\text{g}/\text{m}^3$	68.75	100.0 (24 Hrs.)
02.	Concentration of PM _{2.5}	$\mu\text{g}/\text{m}^3$	35.41	60.0 (24 Hrs.)
03.	Concentration of SO ₂	$\mu\text{g}/\text{m}^3$	9.3	80.0 (24 Hrs.)
04.	Concentration of NO ₂	$\mu\text{g}/\text{m}^3$	36.13	80.0 (24 Hrs.)
05.	Concentration of Pb	$\mu\text{g}/\text{m}^3$	BDL	1.0 (24 Hrs.)
06.	Concentration of Benzene	$\mu\text{g}/\text{m}^3$	BDL	5.0 (24 Hrs.)
07.	Concentration of NH ₃	$\mu\text{g}/\text{m}^3$	5.1	400.0 (24 Hrs.)
08.	Concentration of CO	mg/m^3	0.217	4.0 (24 Hrs.)
09.	Concentration of Benzo(a)Pyrene	ng/m^3	BDL	5.0 (24 Hrs.)
10.	Concentration of As	ng/m^3	BDL	6.0 (24 Hrs.)
11.	Concentration of Ni	ng/m^3	BDL	20.0 (24 Hrs.)
12.	Concentration of Ozone as O ₃	$\mu\text{g}/\text{m}^3$	< 10.0	100.0 (1 Hr.)

* BDL Stands for Below detectable Limit


Reviewed by
(Sabyasachi Shyam Roy Chowdhury)
Quality Manager


(Sabyasachi Shyam Roy Chowdhury)
Quality Manager
Authorised Signatory
For, GREEN VISION

- Note: 1. This report refers to the values obtained at the time of testing and results related to the items tested.
2. This certificate may not be reproduced in part or full without written permission of the management.
3. Retention period of tested sample (Filter Paper) is 6 months from the date of issue test report unless otherwise specified.

City Office : 84/10, Roy Bahadur Road, Behala, Kolkata-700 034, Ph. : 9433158173

Branch Office : Durgachak, Haldia, Purba Medinipur, Ph. : 8101647425 M.N. Sarkar Road, Mahananda Para, Siliguri-734001



GREENVISION

(A leading environmental research laboratory)

Recognized by West Bengal Pollution Control Board

Urvashi Malhar, Phase II, MSAV-35, Bengal Ambuja Housing Complex, City Centre, Durgapur-713216
Contact : 0343-2543019, 9732580459, 9433158173, email : greenvision.dgp@gmail.com, Website : www.greenvisiondurgapur.com



TC-15288

TEST REPORT OF AMBIENT AIR ANALYSIS

FORMAT NO. : GV/LAB/FM/33A

Sample is drawn by M/s. Greenvision

U.L.R. No. : TC1528826000000051F

Report No. : GV/AR/25-26/549
Name of Customer : M/s. Maithan Steel & Power Ltd. (Unit - II)
Address of Customer : Chittaranjan Road, P.O. + P.S. : Salanpur,
Dist. : Paschim Bardhaman, Pin : 713357.
Sample Description : Ambient Air
Sampling Location : South Side of Plant (Near Gate No. 2)
Sample Condition : In GMF Filter Paper & Plastic Bottle
Location of Testing : At Laboratory
Sampling Method : CPCB, Emission Regulation (Part III)

Sample Ref. ID : AS-012-2026(5)
Report Date : 05.02.2026
Date of Sampling : 28.01.2026 to
29.01.2026
Date of Receiving : 30.01.2026
Analysis Started On : 30.01.2026
Analysis Completed On : 31.01.2026
Time of Sampling : 09:35 am to
09:35 am

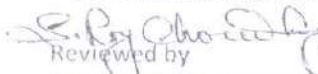
A. METROLOGICAL INFORMATION


Average Temperature (°C) : 14.7
Average Relative Humidity (%) : 81.5
Barometric Pressure (mm of Hg) : 757.0
Smell or Odour : No Remarkable Smell
Weather Condition : Clear Sky

B. RESULT OF ANALYSIS

Sl. No.	Parameters	Unit	Concentration	Limit
01.	Concentration of PM ₁₀	µg/m ³	71.48	100.0 (24 Hrs.)
02.	Concentration of PM _{2.5}	µg/m ³	36.65	60.0 (24 Hrs.)
03.	Concentration of SO ₂	µg/m ³	7.87	80.0 (24 Hrs.)
04.	Concentration of NO ₂	µg/m ³	35.31	80.0 (24 Hrs.)
05.	Concentration of Pb	µg/m ³	BDL	1.0 (24 Hrs.)
06.	Concentration of Benzene	µg/m ³	BDL	5.0 (24 Hrs.)
07.	Concentration of NH ₃	µg/m ³	5.32	400.0 (24 Hrs.)
08.	Concentration of CO	mg/m ³	0.262	4.0 (24 Hrs.)
09.	Concentration of Benzo(a)Pyrene	ng/m ³	BDL	5.0 (24 Hrs.)
10.	Concentration of As	ng/m ³	BDL	6.0 (24 Hrs.)
11.	Concentration of Ni	ng/m ³	BDL	20.0 (24 Hrs.)
12.	Concentration of Ozone as O ₃	µg/m ³	< 10.0	100.0 (1 Hr.)

* BDL Stands for Below detectable Limit


Reviewed by
(Sabyasachi Shyam Roy Chowdhury)
Quality Manager


(Sabyasachi Shyam Roy Chowdhury)
Quality Manager
Authorised Signatory
For, GREEN VISION

- Note: 1. This report refers to the values obtained at the time of testing and results related to the items tested.
2. This certificate may not be reproduced in part or full without written permission of the management.
3. Retention period of tested sample (Filter Paper) is 6 months from the date of issue test report unless otherwise specified.

City Office : 84/10, Roy Bahadur Road, Behala, Kolkata-700 034, Ph. : 9433158173

Branch Office : Durgachak, Haldia, Purba Medinipur, Ph. : 8101647425 M.N. Sarkar Road, Mahananda Para, Siliguri-734001



GREENVISION

(A leading environmental research laboratory)

Recognized by West Bengal Pollution Control Board



TC-15288

Urvashi Malhar, Phase II, MSAV-35, Bengal Ambuja Housing Complex, City Centre, Durgapur-713216
Contact : 0343-2543019, 9732580459, 9433158173, email : greenvision.dgp@gmail.com, Website : www.greenvisiondurgapur.com

TEST REPORT OF AMBIENT AIR ANALYSIS

FORMAT NO. : GV/LAB/FM/33A

Sample is drawn by M/s. Greenvision

U.L.R. No. : TC152882600000047F

Report No. : GV/AR/25-26/545
Name of Customer : M/s. Maithan Steel & Power Ltd. (Unit – II)
Address of Customer : Chittaranjan Road, P.O. + P.S. : Salanpur,
Dist. : Paschim Bardhaman, Pin : 713357.
Sample Description : Ambient Air
Sampling Location : East Side of Plant (Near Main Gate)
Sample Condition : In GMF Filter Paper & Plastic Bottle
Location of Testing : At Laboratory
Sampling Method : CPCB, Emission Regulation (Part III)

Sample Ref. ID : AS-012-2026(1)
Report Date : 05.02.2026
Date of Sampling : 27.01.2026 to
28.01.2026
Date of Receiving : 30.01.2026
Analysis Started On : 31.01.2026
Analysis Completed On : 31.01.2026
Time of Sampling : 09:10 am to
09:10 am

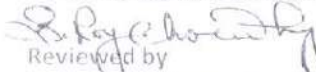
A. METROLOGICAL INFORMATION


Average Temperature (°C) : 14.5
Average Relative Humidity (%) : 80.0
Barometric Pressure (mm of Hg) : 757.0
Smell or Odour : No Remarkable Smell
Weather Condition : Clear Sky

B. RESULT OF ANALYSIS

Sl. No.	Parameters	Unit	Concentration	Limit
01.	Concentration of PM10	µg/m ³	74.99	100.0 (24 Hrs.)
02.	Concentration of PM2.5	µg/m ³	38.33	60.0 (24 Hrs.)
03.	Concentration of SO ₂	µg/m ³	8.56	80.0 (24 Hrs.)
04.	Concentration of NO ₂	µg/m ³	36.55	80.0 (24 Hrs.)
05.	Concentration of Pb	µg/m ³	BDL	1.0 (24 Hrs.)
06.	Concentration of Benzene	µg/m ³	BDL	5.0 (24 Hrs.)
07.	Concentration of NH ₃	µg/m ³	6.09	400.0 (24 Hrs.)
08.	Concentration of CO	mg/m ³	0.298	4.0 (24 Hrs.)
09.	Concentration of Benzo(a)Pyrene	ng/m ³	BDL	5.0 (24 Hrs.)
10.	Concentration of As	ng/m ³	BDL	6.0 (24 Hrs.)
11.	Concentration of Ni	ng/m ³	BDL	20.0 (24 Hrs.)
12.	Concentration of Ozone as O ₃	µg/m ³	< 10.0	100.0 (1 Hr.)

* BDL Stands for Below detectable Limit


Reviewed by
(Sabyasachi Shyam Roy Chowdhury)
Quality Manager


(Sabyasachi Shyam Roy Chowdhury)
Quality Manager
Authorised Signatory
For, GREEN VISION

- Note: 1. This report refers to the values obtained at the time of testing and results related to the items tested.
2. This certificate may not be reproduced in part or full without written permission of the management.
3. Retention period of tested sample (Filter Paper) is 6 months from the date of issue test report unless otherwise specified.

City Office : 84/10, Roy Bahadur Road, Behala, Kolkata-700 034, Ph. : 9433158173

Branch Office : Durgachak, Haldia, Purba Medinipur, Ph. : 8101647425 M.N. Sarkar Road, Mahananda Para, Siliguri-734001



GREENVISION

(A leading environmental research laboratory)

Recognized by West Bengal Pollution Control Board

Urvashi Malhar, Phase II, MSAV-35, Bengal Ambuja Housing Complex, City Centre, Durgapur-713216
Contact : 0343-2543019, 9732580459, 9433158173, email : greenvision.dgp@gmail.com, Website : www.greenvisiondurgapur.com



TC-15288

TEST REPORT OF AMBIENT AIR ANALYSIS

FORMAT NO. : GV/LAB/FM/33A

Sample is drawn by M/s. Greenvision

U.L.R. No. : TC152882600000048F

Report No. : GV/AR/25-26/546
Name of Customer : M/s. Maithan Steel & Power Ltd. (Unit – II)
Address of Customer : Chittaranjan Road, P.O. + P.S. : Salanpur,
Dist. : Paschim Bardhaman, Pin : 713357.
Sample Description : Ambient Air
Sampling Location : West Side of Plant (Near Boundary Wall)
Sample Condition : In GMF Filter Paper & Plastic Bottle
Location of Testing : At Laboratory
Sampling Method : CPCB, Emission Regulation (Part III)

Sample Ref. ID : AS-012-2026(2)
Report Date : 05.02.2026
Date of Sampling : 27.01.2026 to
28.01.2026
Date of Receiving : 30.01.2026
Analysis Started On : 30.01.2026
Analysis Completed On : 31.01.2026
Time of Sampling : 09:40 am to
09:40 am

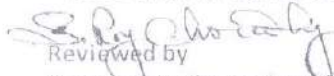
A. METROLOGICAL INFORMATION


Average Temperature ($^{\circ}$ C) : 14.5
Average Relative Humidity (%) : 80.0
Barometric Pressure (mm of Hg) : 757.0
Smell or Odour : No Remarkable Smell
Weather Condition : Clear Sky

B. RESULT OF ANALYSIS

Sl. No.	Parameters	Unit	Concentration	Limit
01.	Concentration of PM ₁₀	$\mu\text{g}/\text{m}^3$	70.83	100.0 (24 Hrs.)
02.	Concentration of PM _{2.5}	$\mu\text{g}/\text{m}^3$	36.24	60.0 (24 Hrs.)
03.	Concentration of SO ₂	$\mu\text{g}/\text{m}^3$	8.56	80.0 (24 Hrs.)
04.	Concentration of NO ₂	$\mu\text{g}/\text{m}^3$	35.72	80.0 (24 Hrs.)
05.	Concentration of Pb	$\mu\text{g}/\text{m}^3$	BDL	1.0 (24 Hrs.)
06.	Concentration of Benzene	$\mu\text{g}/\text{m}^3$	BDL	5.0 (24 Hrs.)
07.	Concentration of NH ₃	$\mu\text{g}/\text{m}^3$	5.56	400.0 (24 Hrs.)
08.	Concentration of CO	mg/m^3	0.239	4.0 (24 Hrs.)
09.	Concentration of Benzo(a)Pyrene	ng/m^3	BDL	5.0 (24 Hrs.)
10.	Concentration of As	ng/m^3	BDL	6.0 (24 Hrs.)
11.	Concentration of Ni	ng/m^3	BDL	20.0 (24 Hrs.)
12.	Concentration of Ozone as O ₃	$\mu\text{g}/\text{m}^3$	< 10.0	100.0 (1 Hr.)

* BDL Stands for Below detectable Limit


Reviewed by
(Sabyasachi Shyam Roy Chowdhury)
Quality Manager


(Sabyasachi Shyam Roy Chowdhury)
Quality Manager
Authorised Signatory
For, GREEN VISION

- Note: 1. This report refers to the values obtained at the time of testing and results related to the items tested.
2. This certificate may not be reproduced in part or full without written permission of the management.
3. Retention period of tested sample (Filter Paper) is 6 months from the date of issue test report unless otherwise specified.

City Office : 84/10, Roy Bahadur Road, Behala, Kolkata-700 034, Ph. : 9433158173

Branch Office : Durgachak, Haldia, Purba Medinipur, Ph. : 8101647425 M.N. Sarkar Road, Mahananda Para, Siliguri-734001



GREENVISION

(A leading environmental research laboratory)

Recognized by West Bengal Pollution Control Board



TC-15288

Urvashi Malhar, Phase II, MSAV-35, Bengal Ambuja Housing Complex, City Centre, Durgapur-713216
Contact : 0343-2543019, 9732580459, 9433158173, email : greenvision.dgp@gmail.com, Website : www.greenvisiondurgapur.com

TEST REPORT OF AMBIENT AIR ANALYSIS

FORMAT NO. : GV/LAB/FM/33A

Sample is drawn by M/s. Greenvision

U.L.R. No. : TC152882600000052F

Report No. : GV/AR/25-26/550
Name of Customer : M/s. Maithan Steel & Power Ltd. (Unit – II)
Address of Customer : Chittaranjan Road, P.O. + P.S. : Salanpur,
Dist. : Paschim Bardhaman, Pin : 713357.
Sample Description : Ambient Air
Sampling Location : North Side of Plant (Near Boundary Wall)
Sample Condition : In GMF Filter Paper & Plastic Bottle
Location of Testing : At Laboratory
Sampling Method : CPCB, Emission Regulation (Part III)

Sample Ref. ID : AS-012-2026(6)
Report Date : 05.02.2026
Date of Sampling : 28.01.2026 to
29.01.2026
Date of Receiving : 30.01.2026
Analysis Started On : 30.01.2026
Analysis Completed On : 31.01.2026
Time of Sampling : 10:10 am to
10:10 am

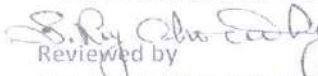
A. METROLOGICAL INFORMATION


Average Temperature (°C) : 14.7
Average Relative Humidity (%) : 81.5
Barometric Pressure (mm of Hg) : 757.0
Smell or Odour : No Remarkable Smell
Weather Condition : Clear Sky

B. RESULT OF ANALYSIS

Sl. No.	Parameters	Unit	Concentration	Limit
01.	Concentration of PM10	µg/m ³	68.75	100.0 (24 Hrs.)
02.	Concentration of PM2.5	µg/m ³	35.41	60.0 (24 Hrs.)
03.	Concentration of SO ₂	µg/m ³	9.3	80.0 (24 Hrs.)
04.	Concentration of NO ₂	µg/m ³	36.13	80.0 (24 Hrs.)
05.	Concentration of Pb	µg/m ³	BDL	1.0 (24 Hrs.)
06.	Concentration of Benzene	µg/m ³	BDL	5.0 (24 Hrs.)
07.	Concentration of NH ₃	µg/m ³	5.1	400.0 (24 Hrs.)
08.	Concentration of CO	mg/m ³	0.217	4.0 (24 Hrs.)
09.	Concentration of Benzo(a)Pyrene	ng/m ³	BDL	5.0 (24 Hrs.)
10.	Concentration of As	ng/m ³	BDL	6.0 (24 Hrs.)
11.	Concentration of Ni	ng/m ³	BDL	20.0 (24 Hrs.)
12.	Concentration of Ozone as O ₃	µg/m ³	< 10.0	100.0 (1 Hr.)

* BDL Stands for Below detectable Limit


Reviewed by
(Sabyasachi Shyam Roy Chowdhury)
Quality Manager


(Sabyasachi Shyam Roy Chowdhury)
Quality Manager
Authorised Signatory
For, GREEN VISION

- Note: 1. This report refers to the values obtained at the time of testing and results related to the items tested.
2. This certificate may not be reproduced in part or full without written permission of the management.
3. Retention period of tested sample (Filter Paper) is 6 months from the date of issue test report unless otherwise specified.

City Office : 84/10, Roy Bahadur Road, Behala, Kolkata-700 034, Ph. : 9433158173

Branch Office : Durgachak, Haldia, Purba Medinipur, Ph. : 8101647425 M.N. Sarkar Road, Mahananda Para, Siliguri-734001



GREENVISION

(A leading environmental research laboratory)

Recognized by West Bengal Pollution Control Board

Urvashi Malhar, Phase II, MSAV-35, Bengal Ambuja Housing Complex, City Centre, Durgapur-713216
Contact : 0343-2543019, 9732580459, 9433158173, email : greenvision.dgp@gmail.com, Website : www.greenvisiondurgapur.com



TC-15288

TEST REPORT OF AMBIENT AIR ANALYSIS

FORMAT NO. : GV/LAB/FM/33A

Sample is drawn by M/s. Greenvision

U.L.R. No. : TC1528826000000051F

Report No. : GV/AR/25-26/549
Name of Customer : M/s. Maithan Steel & Power Ltd. (Unit - II)
Address of Customer : Chittaranjan Road, P.O. + P.S. : Salanpur,
Dist. : Paschim Bardhaman, Pin : 713357.
Sample Description : Ambient Air
Sampling Location : South Side of Plant (Near Gate No. 2)
Sample Condition : In GMF Filter Paper & Plastic Bottle
Location of Testing : At Laboratory
Sampling Method : CPCB, Emission Regulation (Part III)

Sample Ref. ID : AS-012-2026(5)
Report Date : 05.02.2026
Date of Sampling : 28.01.2026 to
29.01.2026
Date of Receiving : 30.01.2026
Analysis Started On : 30.01.2026
Analysis Completed On : 31.01.2026
Time of Sampling : 09:35 am to
09:35 am

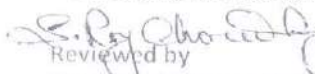
A. METROLOGICAL INFORMATION


Average Temperature (°C) : 14.7
Average Relative Humidity (%) : 81.5
Barometric Pressure (mm of Hg) : 757.0
Smell or Odour : No Remarkable Smell
Weather Condition : Clear Sky

B. RESULT OF ANALYSIS

Sl. No.	Parameters	Unit	Concentration	Limit
01.	Concentration of PM10	µg/m ³	71.48	100.0 (24 Hrs.)
02.	Concentration of PM2.5	µg/m ³	36.65	60.0 (24 Hrs.)
03.	Concentration of SO ₂	µg/m ³	7.87	80.0 (24 Hrs.)
04.	Concentration of NO ₂	µg/m ³	35.31	80.0 (24 Hrs.)
05.	Concentration of Pb	µg/m ³	BDL	1.0 (24 Hrs.)
06.	Concentration of Benzene	µg/m ³	BDL	5.0 (24 Hrs.)
07.	Concentration of NH ₃	µg/m ³	5.32	400.0 (24 Hrs.)
08.	Concentration of CO	mg/m ³	0.262	4.0 (24 Hrs.)
09.	Concentration of Benzo(a)Pyrene	ng/m ³	BDL	5.0 (24 Hrs.)
10.	Concentration of As	ng/m ³	BDL	6.0 (24 Hrs.)
11.	Concentration of Ni	ng/m ³	BDL	20.0 (24 Hrs.)
12.	Concentration of Ozone as O ₃	µg/m ³	< 10.0	100.0 (1 Hr.)

* BDL Stands for Below detectable Limit


Reviewed by
(Sabyasachi Shyam Roy Chowdhury)
Quality Manager


(Sabyasachi Shyam Roy Chowdhury)
Quality Manager
Authorised Signatory
For, GREEN VISION

- Note: 1. This report refers to the values obtained at the time of testing and results related to the items tested.
2. This certificate may not be reproduced in part or full without written permission of the management.
3. Retention period of tested sample (Filter Paper) is 6 months from the date of issue test report unless otherwise specified.

City Office : 84/10, Roy Bahadur Road, Behala, Kolkata-700 034, Ph. : 9433158173

Branch Office : Durgachak, Haldia, Purba Medinipur, Ph. : 8101647425 M.N. Sarkar Road, Mahananda Para, Siliguri-734001

Annexure -3A

DVC Water Permission

भारत सरकार
जल शक्ति मंत्रालय
जल संसाधन नदी विकास एवं गंगा संरक्षण विभाग
केंद्रीय जल आयोग
दामोदर घाटी जलाशय नियंत्रण यूनिट
मैथन, धनबाद (झारखण्ड)



Annexure - 3A
Government of India
Ministry of Jal Shakti
Dept. of Water Resources, RD&GR
Central Water Commission
Damodar Valley Reservoir Regulation Unit
Maithon, Dhanbad (Jharkhand)

No. MD/DVRR/W-6/146(MSPL-Unit-II)/2024/ 553-58

Date: 20.09.2024

To

The Director
Maithan Steel & Power Limited
Chittaranjan Road, Dendua More
P.O & P.S- Salanpur
District-Paschim Bardhaman
West Bengal-713357

Sub:- Concurrence for drawl of additional 0.1649 MGD (enhancement from 0.275 MGD to 0.4399 MGD) raw water from River Barakar downstream of Maithon Reservoir near Kalyaneshwari Burning Ghat regarding:

**Ref : (i) Your application No. MSPL-U2/SMS/22-23/71 dated 27.03.2023
(ii) WBIDC Letter No-WBIDC/DVRRCC/23-24/641 dated 12.06.2023
(iii) DVRRC Letter No MD/DVRR/W-6(148)/2024/505-28 dated 13.09.2024.**

Sir,

Please refer the letter under reference (i) vide which request was made for allocation of **additional 0.1649 MGD (enhancement from 0.275 MGD to 0.4399 MGD)** of raw water from River Barakar downstream of Maithon Reservoir near Kalyaneshwari Burning Ghat for expansion of project Maithan Steel & Power Limited, Unit-II, Nakrajoria, P.O-Salanpur, District-Paschim Bardhaman, West Bengal. NOC was obtained from Executive Director, West Bengal Industrial Corporation Limited vide letter under reference (ii). On the recommendation of the 33rd Sub-Committee of DVRRC, the proposal has been accepted by Damodar Valley Reservoir Regulation Committee (DVRRC) in its 148th meeting held on 04.09.2024 at Ranchi. The Minutes of the 148th DVRRC meeting has already been circulated to the concerned officials vide letter under reference (iii). The earlier allocation of 0.275 MGD was concurred vide this Office Letter No MD/DVRR/WA-6(Part-VIII)/MAITHAN STEEL & POWER LTD./2019/ 651-56 dated 08.03.2019. **Now, the concurrence of DVRRC for allocation of additional 0.1649 MGD (enhancement from 0.275 MGD to 0.4399 MGD) of raw water is hereby conveyed for drawl from River Barakar downstream of Maithon Reservoir subject to the following conditions :**

- (A) Exact location for drawl of water may be decided in consultation with DVC. The water shall be drawn from the reservoir as and when available and intake structure/conveyance system should be designed accordingly. As sufficient water in the reservoir may not be available during certain days in the year particularly during summer months, you may have to make your own arrangement for captive storage to meet water requirement in such situations.
- (B) Adequate care should be taken in design and construction of the intake structure to ensure availability of water even during summer months. The intake structure should also be able to withstand the high levels in the river.

Annexure -3B

DVC Water Consumption

Details of Water Received from DVC				
Period : April'25 to Mar'26				
Unit	Month	No. of Days	Water Quantity (KL)	Per Day Consumption (KL)
Unit-2	Mar-26	31	15031.1703	484.876
	Feb-26	28	11394.7547	406.956
	Jan-26	31	15270.7781	492.606
	Dec-25	31	14949.2641	482.234
	Nov-25	30	15031.4744	501.0491
	Oct-25	31	17982.9142	580.094
	Sep-25	30	10413.5698	347.119
	Aug-25	31	15692.0351	506.195
	Jul-25	31	8886.4552	286.66
	Jun-25	30	15990.7616	533.025
	May-25	31	16264.240	524.653
	Apr-25	30	21000.000	700.000
	Avg. Water Consumption Daily		162876.2472	487.326

Annexure - 4

PLANTATION CAMPAIGN









Annexure - 5

CER EXPENDITURE DETAILS

Maithan Steel & Power Ltd. Unit-II

Nakraoria, Pachim Bardhaman (WB)

Corporate Environmental Responsibility (CER)

Public Consultation Action Plan as per MoEF & CC O.M dated 30.09.2020

Sl. No.	Concerns Raised During the Public Hearing	Physical Activity to be done	Budget in Lakhs			Total Budget (In Lakhs)
			1 st Year	2 nd Year	3 rd Year	
1	Skill Development & Woman empowerment	Skill Development: Vocational training at plant, Seminar on farming & animal husbandry. Women Empowerment: Helping self-help groups and financial assistance to women to start their livelihood.	30.0	20.0	0	50.0
2	Water Conservation and Drainage system	Restoration of local ponds and construction of rainwater harvesting structures in the local community.	10.0	10.0	15.0	35.0
3	Infrastructure Development	Road construction, Repair of school Buildings, Village Road Repairing	50.0	50.0	44.0	144.0
4	Upgradation of health facility	Providing Beds, Oxygen cylinders, health check-up instruments to the Primary Health Centres & Hospitals	13.0	14.0	5.0	32.0
5	Avenue Plantation	Plantation of saplings along roads, highways, pathway and on the roads towards primary health centres and schools in the villages.	5.0	3.0	2.0	10.0
Budget as per PH issues to be spent mostly in the nearby villages- Khudika, Roopnagar, Dendua, Salanpur & Harishadi.			108.0	97.0	66.0	271.0
Budget as activities targeted under Model Village Development Programme (2 villages)			12.0	10.0	7.0	29.0
Total			120.0	107.0	73.0	300.0

Details of CER Expenditure for the Financial Year 2025-26

Period: Oct,25 to Mar,26

Sl. No.	Concern raised during the Public Hearing	Physical Activity to be done	CER Budget (in Lakh)	Expenses incurred (in lakh) (2025-26)		Total (in lakh)	Remark
			1 st Year	Apr,25-Sep,25	Oct,25-Mar,26		
1	Skill Development & Woman empowerment	Skill Development & Women Empowerment: Construction of building for women empowerment and development centre at Salanpur. Financial help donated to Sri Sri Durgamata & Sri Sri Kali Mata Samity.	30.00	31.62	4.88	36.5	Target achieved
2	Water Conservation and Drainage system	Restoration of local ponds and rainwater harvesting structures in the local community. construction of High drain from Dendua to MSPL boundary.	10.00	Under Planning	5.33	5.33	
3	Infrastructure Development	1.Community hall construction at Maithan Notun gram. 2. Flood lights distributed at Salanpur. 3. Chair distribution for villagers. 4. Other financial help for development of village people.	50.0	5.75	2.28	8.03	
4	Upgradation of health facility	1.Provided medical check up facilities to local villagers. 2. conducted free Eye check up camp.	13.00	2.09	8.20	10.29	
5	Avenue Plantation	Plantation of saplings along roads, highways, pathway and on the roads towards primary health centres and schools in the villages.	5.0	4.06	1.2	5.26	
Total Amount (Rs.)			108.00	43.52	21.89	65.41	

Annexure – 6

CTE



LiFE
Lifestyle for
Environment

WEST BENGAL POLLUTION CONTROL BOARD

(Department of Environment, Government of West Bengal)

Paribesh Bhawan, 10A, Block - LA, Sector III, Bidhannagar

Kolkata - 700 106, Ph.: (033) 2202-3000, Fax : (033)2202-3099

Website: www.wbpcb.gov.in, Email: net.wbpcb-wb@bangla.gov.in

Memo No ⁵²⁶ 2N-19/2009(E)-Part-I

Date 02/05/2025

To

M/s. Maithan Steel and Power Ltd., Unit - II

9, AJC Bose Road, Shakespeare Sarani, Kolkata - 700017, West Bengal.

Sub: Your application for Consent to Establish (CTE) for proposed expansion of the existing Steel Melting Shop (3,75,000 TPA to 8,89,000 TPA), Rolling Mill (2,97,000 TPA to 8,40,000 TPA) with Reheating Furnaces, Cold Drawing Workshop (33,000 TPA to 70,000 TPA) with 1,05,000 TPA Slag Crushing Unit and 60,000 TPA Protective Coating Workshop within existing Steel Plant located at Village - Nakrajoria, Tehsil - Salanpur, District - Paschim Bardhaman, Pin - 713357, West Bengal.

Ref: EC issued vide no. **EC23A1008WB5435864N**, dated **20/03/2025**

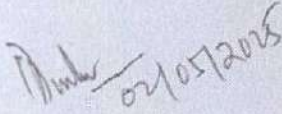
Sirs,

In reference to your Consent to Establish application for project mentioned above, this is to inform you that the West Bengal Pollution Control Board has scrutinized and processed your WBOCMMS application no. **6449252** having project cost of Rs. **19800 (in Lakhs)** for which payment of necessary fees duly received.

Since, above mentioned project obtained Environmental Clearance (EC) from **MoEF & CC, New Delhi**, no CTE is required to be obtained from the West Bengal Pollution Control Board as per the provision of Gazette Notification issued by MoEF & CC vide no. GSR 702 and GSR 703 dated 12-11-2024.

All the conditions as stipulated in the abovementioned Environmental Clearance should be strictly complied with. You are required to obtain all necessary permission/clearances from various Government Authorities, as applicable for the project.

You are also required to obtain Consent to Operate (CTO) from the State Board as per the provision of the sub-section (1) of Section 25 of the Water (Prevention & Control of Pollution) Act, 1974 and sub-section (1) of Section 21 of the Air (Prevention & Control of Pollution) Act, 1981.


Chief Engineer (EIM Cell)

Annexure -7A

(OCEMS DATA)

MAITHAN STEEL AND POWER LTD, UNIT-II OD15WB02454_Emission_Stack_1

Start Date - 2026-03-10

End Date - 2026-03-31

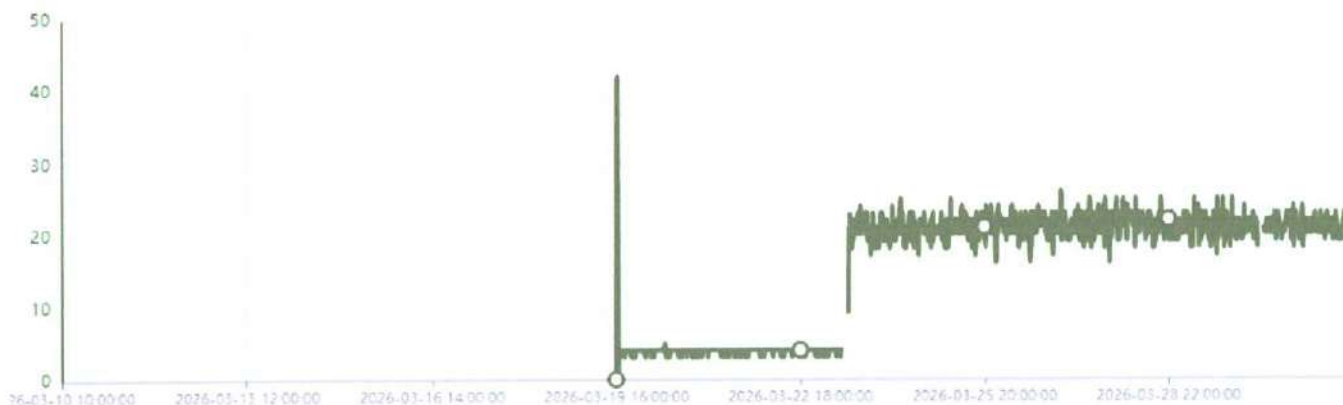
Average - 15 Minutes

_Induction Furnace

VILL+MOUZA- NAKRAZORIA, CHITTARANJAN ROAD, PO & PS- SALANPUR, DIST-PASCHIM
BARDHAMAN, WEST BENGAL- 713357

Chart View

Grid View



2026-03-13 11:30:00

● PM(mg/Nm³) NA /Nm³

Annexure -7B

(STACK MONITORING)



GREENVISION

(A leading environmental research laboratory)

Recognized by West Bengal Pollution Control Board

Urvashi Malhar, Phase II, MSAV-35, Bengal Ambuja Housing Complex, City Centre, Durgapur-713216

Contact : 0343-2543019, 9732580459, 9433158173, email : greenvision.dgp@gmail.com, Website : www.greenvisiondurgapur.com



TC-15288

TEST REPORT OF STACK GAS ANALYSIS

[FORMAT NO. : GV/LAB/FM/33A]

Sample is drawn by M/s. Greenvision

U.L.R. No. : TC152882600000055F

Report No.	: GV/AR/25-26/553	Sample Ref. ID	: AS-012-2026(9)
Name of Customer	: M/s. Maithan Steel & Power Ltd. (Unit - II)	Report Date	: 05.02.2026
Address of Customer	: Mouza : Nakrajoria, P.O. + P.S. : Salanpur. Dist. : Paschim Bardhaman, Pin : 713357.	Date of Sampling	: 28.01.2026
Sample Description	: Stack Air	Sample Received On	: 30.01.2026
Sampling Location	: Induction Furnace	Analysis Started On	: 31.01.2026
Sample Condition	: In GMF Thimble	Analysis Completed On	: 31.01.2026
Sampling Method	: CPCB, Emission Regulation (Part III)	Time of Sampling	: 11:50 am
Testing Location	: At Laboratory		

A. GENERAL INFORMATION ABOUT STACK

01. Particulars of plant	: Integrated Steel Plant (SMS-I)		
02. Stack connected to	: Induction Furnace No. 1, 2, 3 & 4 (Common Stack)		
03. Material of construction	: M.S.		
04. Shape of stack	: Circular		
05. Height of stack from G.L. (mtr)	: 30.0	from roof level (mtr)	---
06. Height of sampling from G.L. (mtr)	: 20.0	from L.D.Z. (mtr)	---
07. Internal stack diameter at sampling point (mtr)	: 1.2		
08. Emission due to	: Melting of Sponge Iron & Scrape		
09. Steam generation capacity: (rated)	: ---	(running)	: ---
10. Load of source: (rated)	: ---	(running)	: 15 MT/Heat/Furnace

B. FUEL CHARACTERISTIC REPORT

01. Type of fuel used	: Electricity		
02. Calorific value (K-Cal/Kg): ---	03. Ash content (% by Wt): ---	04. Sulphur content (% by Wt): ---	
05. Rated fuel consumption	: ---		
06. Working fuel consumption	: ---		

C. RESULTS OF GASEOUS EMISSION SAMPLING

		Test Method
01. Flue gas temperature ($^{\circ}$ C)	67	CPCB, Emission Regulation (Part III)
02. Barometric pressure (mm of Hg)	757.0	CPCB, Emission Regulation (Part III)
03. Velocity of flue gas (m/sec)	14.76	CPCB, Emission Regulation (Part III)
04. Quantity of gas flow (Nm ³ /hr.)	52406.08	CPCB, Emission Regulation (Part III)
05. Concentration of Particulate Matter (mg/ Nm ³)	22.3	IS:11255 (Part 1), 1985, Reaffirmed 2014
06. Particulate Matter normalized at 12% CO ₂	---	IS:11255 (Part 1), 1985, Reaffirmed 2014
07. Concentration of SO ₂ (mg/ Nm ³)	---	IS:11255 (Part 2), 1985, Reaffirmed 2014
08. Concentration of CO ₂ (% V/V)	2.6	IS:13270:1992, Reaffirmed 2014
09. Concentration of CO (% V/V)	< 0.2	IS:13270:1992, Reaffirmed 2014

Pollution Control Device : Bag Filter

Permanent Ladder and Platform : Yes

Reviewed by
(Sabyasachi Shyam Roy Chowdhury)
Quality Manager

(Sabyasachi Shyam Roy Chowdhury)
Quality Manager
Authorised Signatory
For, GREEN VISION

- Note: 1. This report refers to the values obtained at the time of testing and results related to the items tested.
2. All the information under column A & B are supplied by the respective industry.
3. This certificate may not be reproduced in part or full without written permission of the management.
4. Retention period of tested sample (Thimble) is 6 months from the date of issue test report unless otherwise specified.



GREENVISION

(A leading environmental research laboratory)

Recognized by West Bengal Pollution Control Board

Urvashi Malhar, Phase II, MSAV-35, Bengal Ambuja Housing Complex, City Centre, Durgapur-713216

Contact : 0343-2543019, 9732580459, 9433158173, email : greenvision.dgp@gmail.com, Website : www.greenvisiondurgapur.com



TC-15288

TEST REPORT OF STACK GAS ANALYSIS

[FORMAT NO. : GV/LAB/FM/33A]

Sample is drawn by M/s. Greenvision		U.L.R. No. : TC152882600000056F	
Report No.	: GV/AR/25-26/554	Sample Ref. ID	: AS-012-2026(10)
Name of Customer	: M/s. Maithan Steel & Power Ltd. (Unit - II)	Report Date	: 05.02.2026
Address of Customer	: Mouza : Nakrajoria, P.O. + P.S. : Salanpur, Dist. : Paschim Bardhaman. Pin : 713357.	Date of Sampling	: 28.01.2026
Sample Description	: Stack Air	Sample Received On	: 30.01.2026
Sampling Location	: Induction Furnace	Analysis Started On	: 31.01.2026
Sample Condition	: In GME Thimble	Analysis Completed On	: 31.01.2026
Sampling Method	: CPCB, Emission Regulation (Part III)	Time of Sampling	: 02:40 pm
Testing Location	: At Laboratory		

A. GENERAL INFORMATION ABOUT STACK

01. Particulars of plant	: Integrated Steel Plant (SMS-2)		
02. Stack connected to	: Induction Furnace No. 1, 2, & 3 (Common Stack)		
03. Material of construction	: M.S.		
04. Shape of stack	: Circular		
05. Height of stack from G.L (mtr)	: 30.0	from roof level (mtr)	: ---
06. Height of sampling from G.L (mtr)	: 20.0	from L.D.Z (mtr)	: ---
07. Internal stack diameter at sampling point (mtr)	: 2.7		
08. Emission due to	: Melting of Sponge Iron & Scrape		
09. Steam generation capacity:	(rated) : ---	(running) :	---
10. Load of source:	(rated) : ---	(running) :	20 MT/Heat/Furnace

B. FUEL CHARACTERISTIC REPORT

01. Type of fuel used	: Electricity		
02. Calorific value (K-Cal/Kg): ---	03. Ash content (% by Wt): ---	04. Sulphur content (% by Wt): ---	
05. Rated fuel consumption	: ---		
06. Working fuel consumption	: ---		

C. RESULTS OF GASEOUS EMISSION SAMPLING

		Test Method
01. Flue gas temperature (°C)	58	CPCB, Emission Regulation (Part III)
02. Barometric pressure (mm of Hg)	757.0	CPCB, Emission Regulation (Part III)
03. Velocity of flue gas (m/sec)	5.21	CPCB, Emission Regulation (Part III)
04. Quantity of gas flow (Nm ³ /hr.)	96252.09	CPCB, Emission Regulation (Part III)
05. Concentration of Particulate Matter (mg/ Nm ³)	16.75	IS:11255 (Part 1), 1985, Reaffirmed 2014
06. Particulate Matter normalized at 12% CO ₂	---	IS:11255 (Part 1), 1985, Reaffirmed 2014
07. Concentration of SO ₂ (mg/ Nm ³)	---	IS:11255 (Part 2), 1985, Reaffirmed 2014
08. Concentration of CO ₂ (% V/V)	2.4	IS:13270:1992, Reaffirmed 2014
09. Concentration of CO (% V/V)	< 0.2	IS:13270:1992, Reaffirmed 2014
Pollution Control Device	: Bag Filter	
Permanent Ladder and Platform	: Yes	

S. Roy Chowdhury
Reviewed by
(Sabyasachi Shyam Roy Chowdhury)
Quality Manager

S. Roy Chowdhury
(Sabyasachi Shyam Roy Chowdhury)
Quality Manager
Authorised Signatory
For, GREEN VISION

- Note: 1. This report refers to the values obtained at the time of testing and results related to the items tested.
2. All the information under column A & B are supplied by the respective industry.
3. This certificate may not be reproduced in part or full without written permission of the management.
4. Retention period of tested sample (Thimble) is 6 months from the date of issue test report unless otherwise specified.

Annexure -8

(FUGITIVE EMISSION MONITORING REPORT)



GREEN VISION

(A leading environmental research laboratory)

Recognized by West Bengal Pollution Control Board

Urvashi Malhar, Phase II, MSAV-35, Bengal Ambuja Housing Complex, City Centre, Durgapur-713216

Contact : 0343-2543019, 9732580459, 9433158173, email : greenvision.dgp@gmail.com, Website : www.greenvisiondurgapur.com



TC-15288

TEST REPORT OF FUGITIVE AIR ANALYSIS

FORMAT NO. : GV/LAB/FM/33W

Sample is drawn by M/s. Greenvision

U.L.R. No. : TC152882600000057F

Report No. : GV/AR/25-26/555
 Name of Customer : M/s. Maithan Steel & Power Ltd. (Unit - II)
 Address of Customer : Mouza : Nakrajoria, P.O. + P.S. : Salanpur,
 Dist. : Paschim Bardhaman, Pin : 713357.
 Sample Description : Fugitive Air
 Sampling Location : Rolling Mill - 1
 Sample Condition : In GMF Filter Paper & Plastic Bottle
 Location of Testing : At Laboratory
 Sampling Method : CPCB, Emission Regulation (Part III)

Sample Ref. ID : AS-012-2026(11)
 Report Date : 05.02.2026
 Date of Sampling : 29.01.2026
 Date of Receiving : 30.01.2026
 Analysis Started On : 31.01.2026
 Analysis Completed On : 02.02.2026
 Time of Sampling : 10:05 am to
 06:05 pm

A. METROLOGICAL INFORMATION

Average Temperature (°C) : 14.7

Barometric Pressure (mm of Hg) : 757.0

B. RESULT OF ANALYSIS

Sl. No.	Parameters	Unit	Concentration	Test Method
01.	Concentration of TSPM	µg/m ³	1057.25	IS : 5182 (Part 4),1999
02.	Concentration of SO ₂	µg/m ³	7.15	IS : 5182 (Part 2),2023
03.	Concentration of NO ₂	µg/m ³	35.32	IS : 5182 (Part 6),2006

Limit : (µg/m³) TSPM – 2000, SO₂ – 80, NO₂ – 80

Ref. : The Environment (Protection) Rules, 1986, Fourth Amendment, 2008 notified by G.S.R.414(E), dated 30.5.2008.

S. Shyam Roy Chowdhury
 Reviewed by
 (Sabyasachi Shyam Roy Chowdhury)
 Quality Manager

S. Shyam Roy Chowdhury
 (Sabyasachi Shyam Roy Chowdhury)
 Quality Manager
 Authorised Signatory
 For, GREEN VISION

- Note: 1. This report refers to the values obtained at the time of testing and results related to the items tested.
 2. This certificate may not be reproduced in part or full without written permission of the management.
 3. Retention period of tested sample (Filter Paper) is 6 months from the date of issue test report unless otherwise specified.



GREEN VISION

(A leading environmental research laboratory)

Recognized by West Bengal Pollution Control Board

Urvashi Malhar, Phase II, MSAV-35, Bengal Ambuja Housing Complex, City Centre, Durgapur-713216
Contact : 0343-2543019, 9732580459, 9433158173, email : greenvision.dgp@gmail.com, Website : www.greenvisiondurgapur.com



TC-15288

TEST REPORT OF FUGITIVE AIR ANALYSIS

FORMAT NO. : GV/LAB/FM/33W

Sample is drawn by M/s. Greenvision

U.L.R. No. : TC152882600000058F

Report No. : GV/AR/25-26/556
Name of Customer : M/s. Maithan Steel & Power Ltd. (Unit – II)
Address of Customer : Mouza : Nakrajoria, P.O. + P.S. : Salanpur,
Dist. : Paschim Bardhaman, Pin : 713357.
Sample Description : Fugitive Air
Sampling Location : SMS-1
Sample Condition : In GMF Filter Paper & Plastic Bottle
Location of Testing : At Laboratory
Sampling Method : CPCB, Emission Regulation (Part III)

Sample Ref. ID : AS-012-2026(12)
Report Date : 05.02.2026
Date of Sampling : 29.01.2026
Date of Receiving :
Analysis Started On : 30.01.2026
Analysis Completed On : 31.01.2026
Time of Sampling : 02.02.2026
10:40 am to
06:40 pm

A. METROLOGICAL INFORMATION

Average Temperature (°C) : 14.7


Barometric Pressure (mm of Hg) : 757.0


B. RESULT OF ANALYSIS

Sl. No.	Parameters	Unit	Concentration	Test Method
01.	Concentration of TSPM	$\mu\text{g}/\text{m}^3$	1214.97	IS : 5182 (Part 4),1999
02.	Concentration of SO ₂	$\mu\text{g}/\text{m}^3$	8.58	IS : 5182 (Part 2),2023
03.	Concentration of NO ₂	$\mu\text{g}/\text{m}^3$	34.68	IS : 5182 (Part 6),2006

Limit : ($\mu\text{g}/\text{m}^3$) TSPM – 2000, SO₂ – 80, NO₂ – 80

Ref. : The Environment (Protection) Rules, 1986, Fourth Amendment, 2008 notified by G.S.R.414(E), dated 30.5.2008.


Reviewed by
(Sabyasachi Shyam Roy Chowdhury)
Quality Manager


(Sabyasachi Shyam Roy Chowdhury)
Quality Manager
Authorised Signatory
For, GREEN VISION

- Note: 1. This report refers to the values obtained at the time of testing and results related to the items tested.
2. This certificate may not be reproduced in part or full without written permission of the management.
3. Retention period of tested sample (Filter Paper) is 6 months from the date of issue test report unless otherwise specified.

City Office : 84/10, Roy Bahadur Road, Behala, Kolkata-700 034, Ph. : 9433158173

Branch Office : Durgachak, Haldia, Purba Medinipur, Ph. : 8101647425 M.N. Sarkar Road, Mahananda Para, Siliguri-734001



GREENVISION

(A leading environmental research laboratory)

Recognized by West Bengal Pollution Control Board

Urvashi Malhar, Phase II, MSAV-35, Bengal Ambuja Housing Complex, City Centre, Durgapur-713216

Contact : 0343-2543019, 9732580459, 9433158173, email : greenvision.dgp@gmail.com, Website : www.greenvisiondurgapur.com



TC-15288

Durgapur-713216

TEST REPORT OF FUGITIVE AIR ANALYSIS

FORMAT NO. : GV/LAB/FM/33W

Sample is drawn by M/s. Greenvision

Report No. : GV/AR/25-26/557
Name of Customer : M/s. Maithan Steel & Power Ltd. (Unit – II)
Address of Customer : Mouza : Nakrajoria, P.O. + P.S. : Salanpur,
Dist. : Paschim Bardhaman, Pin : 713357.
Sample Description : Fugitive Air
Sampling Location : Crusher Area
Sample Condition : In GMF Filter Paper & Plastic Bottle
Location of Testing : At Laboratory
Sampling Method : CPCB, Emission Regulation (Part III)

U.L.R. No. : TC152882600000059F

Sample Ref. ID : AS-012-2026(13)
Report Date : 05.02.2026
Date of Sampling : 29.01.2026
Date of Receiving :
Analysis Started On : 30.01.2026
Analysis Completed On : 31.01.2026
Time of Sampling : 02.02.2026
08:15 pm to 08:15 pm

A. METROLOGICAL INFORMATION

Average Temperature (°C) : 14.7


Barometric Pressure (mm of Hg) : 757.0


B. RESULT OF ANALYSIS

Sl. No.	Parameters	Unit	Concentration	Test Method
01.	Concentration of TSPM	$\mu\text{g}/\text{m}^3$	1336.02	IS : 5182 (Part 4), 1999
02.	Concentration of SO ₂	$\mu\text{g}/\text{m}^3$	7.87	IS : 5182 (Part 2), 2023
03.	Concentration of NO ₂	$\mu\text{g}/\text{m}^3$	36.56	IS : 5182 (Part 6), 2006

Limit : ($\mu\text{g}/\text{m}^3$) TSPM – 2000, SO₂ – 80, NO₂ – 80

Ref. : The Environment (Protection) Rules, 1986, Fourth Amendment, 2008 notified by G.S.R.414(E), dated 30.5.2008.


Reviewed by
(Sabyasachi Shyam Roy Chowdhury)
Quality Manager


(Sabyasachi Shyam Roy Chowdhury)
Quality Manager
Authorised Signatory
For, GREEN VISION

- Note: 1. This report refers to the values obtained at the time of testing and results related to the items tested.
2. This certificate may not be reproduced in part or full without written permission of the management.
3. Retention period of tested sample (Filter Paper) is 6 months from the date of issue test report unless otherwise specified.

Page 1/1

End of the report.....

City Office : 84/10, Roy Bahadur Road, Behala, Kolkata-700 034, Ph. : 9433158173

Branch Office : Durgachak, Haldia, Purba Medinipur, Ph. : 8101647425 M.N. Sarkar Road, Mahananda Para, Siliguri-734001



GREEN VISION

(A leading environmental research laboratory)

Recognized by West Bengal Pollution Control Board

Urvashi Malhar, Phase II, MSAV-35, Bengal Ambuja Housing Complex, City Centre, Durgapur-713216

Contact : 0343-2543019, 9732580459, 9433158173, email : greenvision.dgp@gmail.com, Website : www.greenvisiondurgapur.com



TC-15288

TEST REPORT OF FUGITIVE AIR ANALYSIS

FORMAT NO. : GV/LAB/FM/33W

Sample is drawn by M/s. Greenvision

Report No. : GV/AR/25-26/558
Name of Customer : M/s. Maithan Steel & Power Ltd. (Unit – II)
Address of Customer : Mouza : Nakrajoria, P.O. + P.S. : Salanpur,
Dist. : Paschim Bardhaman, Pin : 713357.
Sample Description : Fugitive Air
Sampling Location : Rolling Mill - 2
Sample Condition : In GMF Filter Paper & Plastic Bottle
Location of Testing : At Laboratory
Sampling Method : CPCB, Emission Regulation (Part III)

U.L.R. No. : TC1528826000000060F

Sample Ref. ID : AS-012-2026(14)
Report Date : 05.02.2026
Date of Sampling : 29.01.2026 to
30.01.2026
Date of Receiving : 30.01.2026
Analysis Started On : 31.01.2026
Analysis Completed On : 02.02.2026
Time of Sampling : 06:40 pm to
02:40 am

A. METROLOGICAL INFORMATION


Average Temperature (°C) : 14.8
Barometric Pressure (mm of Hg) : 757.0


B. RESULT OF ANALYSIS

Sl. No.	Parameters	Unit	Concentration	Test Method
01.	Concentration of TSPM	$\mu\text{g}/\text{m}^3$	1035.39	IS : 5182 (Part 4),1999
02.	Concentration of SO ₂	$\mu\text{g}/\text{m}^3$	8.58	IS : 5182 (Part 2),2023
03.	Concentration of NO ₂	$\mu\text{g}/\text{m}^3$	35.32	IS : 5182 (Part 6),2006

Limit : ($\mu\text{g}/\text{m}^3$) TSPM – 2000, SO₂ – 80, NO₂ – 80

Ref. : The Environment (Protection) Rules, 1986, Fourth Amendment, 2008 notified by G.S.R.414(E), dated 30.5.2008.


Reviewed by
(Sabyasachi Shyam Roy Chowdhury)
Quality Manager


(Sabyasachi Shyam Roy Chowdhury)
Quality Manager
Authorised Signatory
For, GREEN VISION

- Note: 1. This report refers to the values obtained at the time of testing and results related to the items tested.
2. This certificate may not be reproduced in part or full without written permission of the management.
3. Retention period of tested sample (Filter Paper) is 6 months from the date of issue test report unless otherwise specified.



GREENVISION

(A leading environmental research laboratory)

Recognized by West Bengal Pollution Control Board

Urvashi Malhar, Phase II, MSAV-35, Bengal Ambuja Housing Complex, City Centre, Durgapur-713216
Contact : 0343-2543019, 9732580459, 9433158173, email : greenvision.dgp@gmail.com, Website : www.greenvisiondurgapur.com



TC-15288

TEST REPORT OF FUGITIVE AIR ANALYSIS

FORMAT NO. : GV/LAB/FM/33W

Sample is drawn by M/s. Greenvision

U.L.R. No. : TC152882600000061F

Report No. : GV/AR/25-26/559
Name of Customer : M/s. Maithan Steel & Power Ltd. (Unit – II)
Address of Customer : Mouza : Nakrajoria, P.O. + P.S. : Salanpur,
Dist. : Paschim Bardhaman, Pin : 713357.
Sample Description : Fugitive Air
Sampling Location : SMS-2
Sample Condition : In GMF Filter Paper & Plastic Bottle
Location of Testing : At Laboratory
Sampling Method : CPCB, Emission Regulation (Part III)

Sample Ref. ID : AS-012-2026(15)
Report Date : 05.02.2026
Date of Sampling : 29.01.2026 to
Date of Receiving : 30.01.2026
Analysis Started On : 30.01.2026
Analysis Completed On : 31.01.2026
Time of Sampling : 02.02.2026
07:10 pm to
03:10 am

A. METROLOGICAL INFORMATION

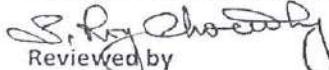
Average Temperature (°C) : 14.8
Barometric Pressure (mm of Hg) : 757.0


B. RESULT OF ANALYSIS

Sl. No.	Parameters	Unit	Concentration	Test Method
01.	Concentration of TSPM	$\mu\text{g}/\text{m}^3$	1245.22	IS : 5182 (Part 4),1999
02.	Concentration of SO ₂	$\mu\text{g}/\text{m}^3$	9.3	IS : 5182 (Part 2),2023
03.	Concentration of NO ₂	$\mu\text{g}/\text{m}^3$	35.92	IS : 5182 (Part 6),2006

Limit : ($\mu\text{g}/\text{m}^3$) TSPM – 2000, SO₂ – 80, NO₂ – 80

Ref. : The Environment (Protection) Rules, 1986, Fourth Amendment, 2008 notified by G.S.R.414(E), dated 30.5.2008.


Reviewed by
(Sabyasachi Shyam Roy Chowdhury)
Quality Manager



(Sabyasachi Shyam Roy Chowdhury)
Quality Manager
Authorised Signatory
For, GREEN VISION

- Note: 1. This report refers to the values obtained at the time of testing and results related to the items tested.
2. This certificate may not be reproduced in part or full without written permission of the management.
3. Retention period of tested sample (Filter Paper) is 6 months from the date of issue test report unless otherwise specified.

Annexure -9

(Air Pollution Control System)



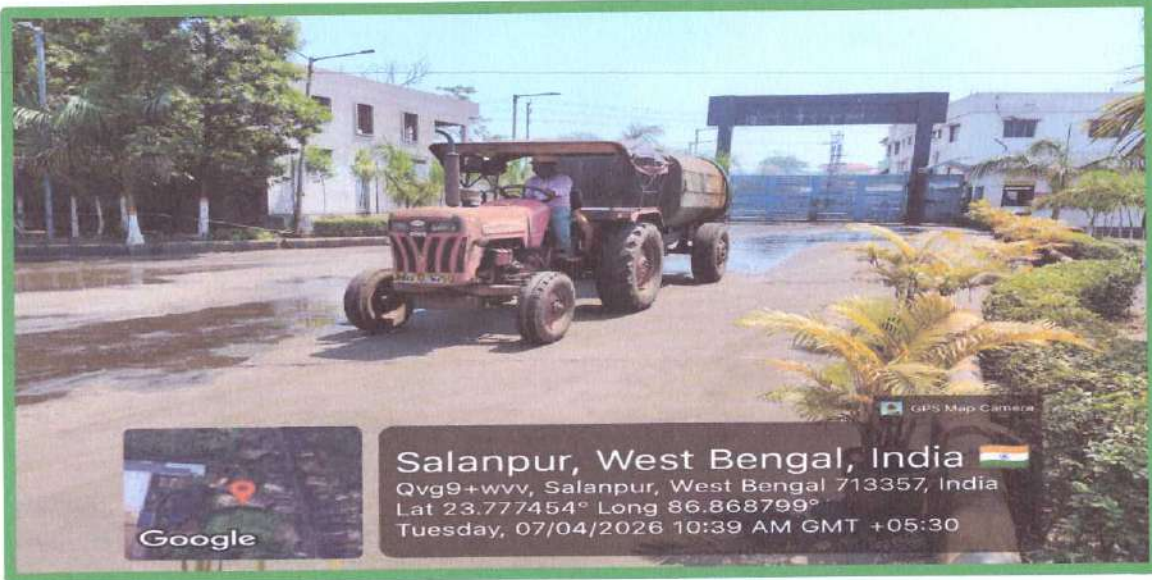
Air Pollution Control Device (Bag Filter) attached with Stack



Annexure -10

(Water Sprinkling by Water Tanker)

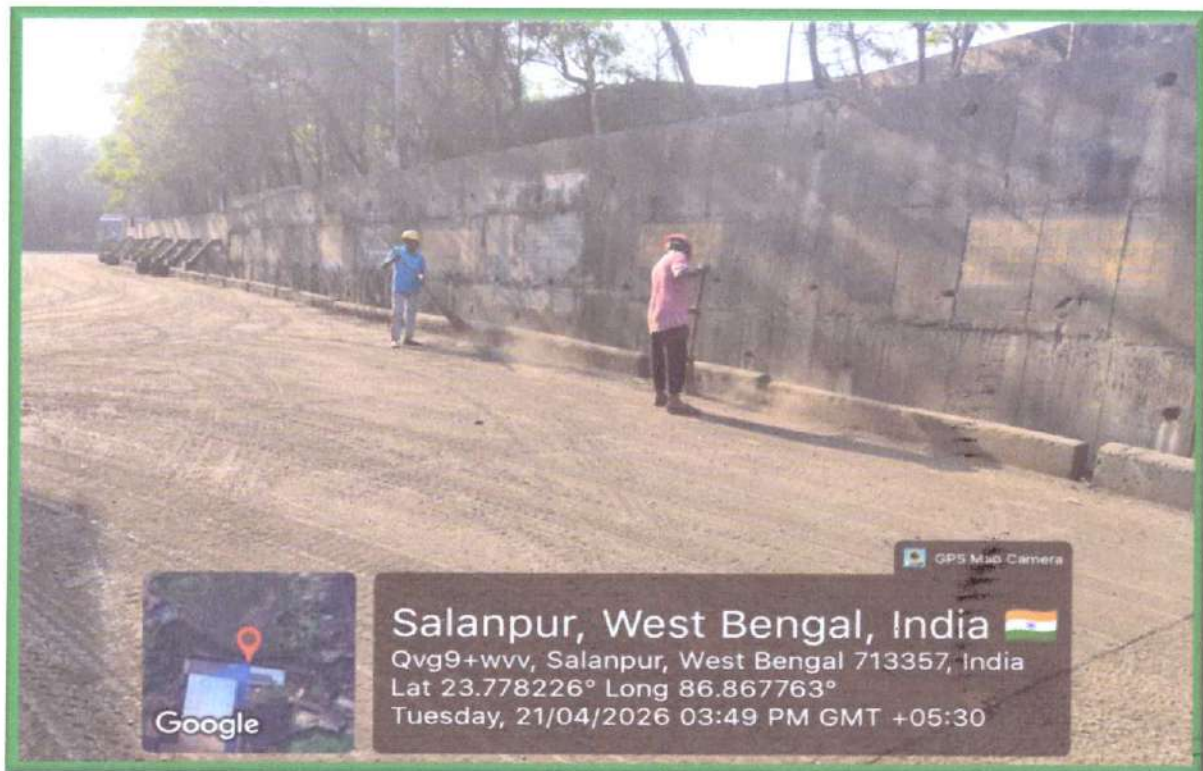
Water Spraying by Tanker



Annexure -11

(House Keeping)


Dedicated House Keeping Team





GPS Map Camera

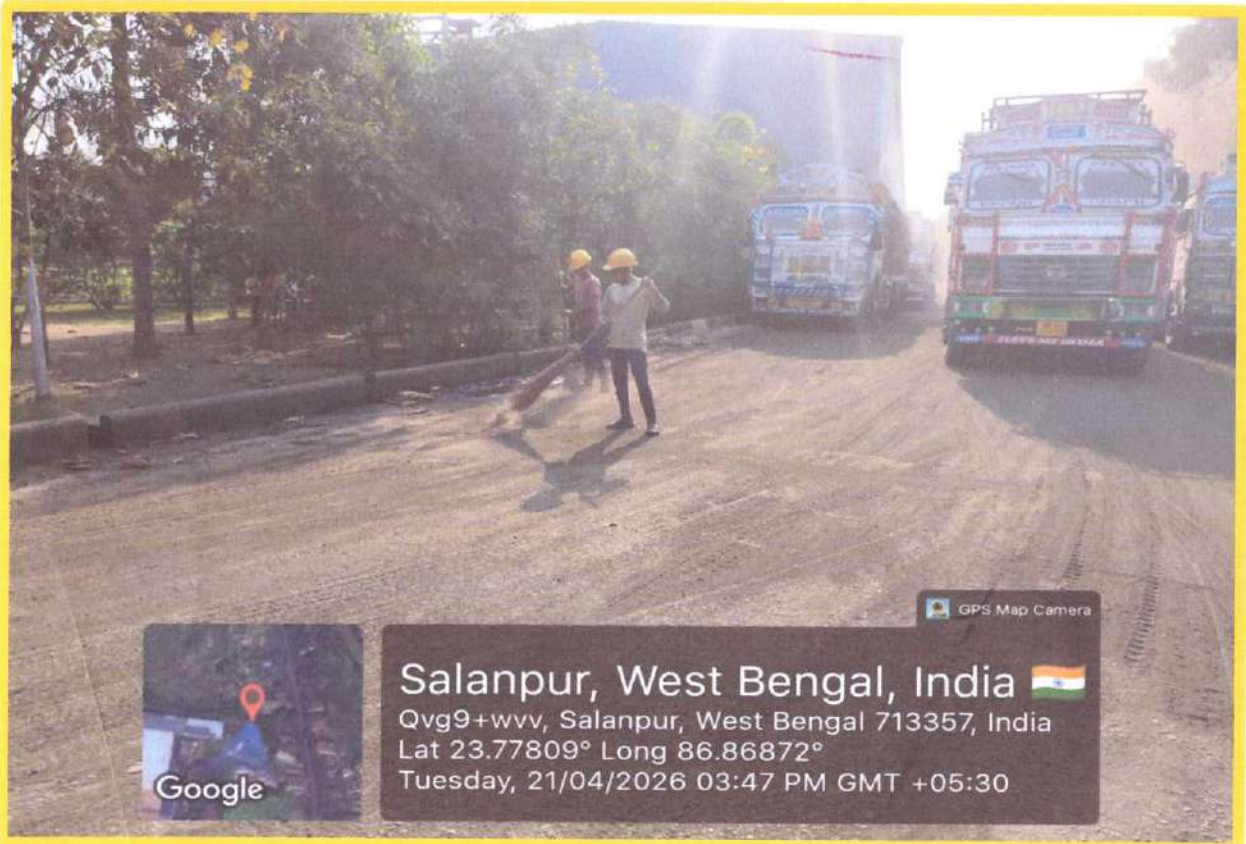


Salanpur, West Bengal, India 

Qvg9+wwv, Salanpur, West Bengal 713357, India

Lat 23.778218° Long 86.867767°

Tuesday, 21/04/2026 03:49 PM GMT +05:30



GPS Map Camera



Salanpur, West Bengal, India 

Qvg9+wwv, Salanpur, West Bengal 713357, India



Lat 23.77809° Long 86.86872°

Tuesday, 21/04/2026 03:47 PM GMT +05:30

Annexure -12

(Tarpaulin Covered Trucks)

Raw Material Transportation Vehicles Covered by Tarpaulin



Annexure -13

(STP WATER ANALYSIS REPORT)



GREEN VISION

(A leading environmental research laboratory)

Recognized by West Bengal Pollution Control Board

Urvashi Malhar, Phase II, MSAV-35, Bengal Ambuja Housing Complex, City Centre, Durgapur-713216
Contact : 0343-2543019, 9732580459, 9433158173, email : greenvision.dgp@gmail.com, Website : www.greenvisiondurgapur.com



TC-15288

TEST REPORT OF WATER ANALYSIS

FORMAT NO. : GV/LAB/FM/33W

Sample is drawn by M/s. Greenvision

Sample submitted and identified by customer as : N.A.

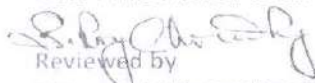
U.L.R. No. : TC152882600000069F


Report No.	: GV/WW/25-26/121	Sample Ref. ID	: WS-004-2026(2)
Name of Customer	: M/s. Maithan Steel & Power Ltd. (Unit - II)	Report Date	: 05.02.2026
Address of Customer	: Mouza : Nakrajoria, P.O. + P.S. : Salanpur, Dist. : Paschim Bardhaman, Pin : 713357.	Date of Sampling	: 28.01.2026
Sample Description	: Waste Water	Date of Receiving	: 30.01.2026
Sampling Location	: STP Outlet	Analysis Started on	: 30.01.2026
Sample Condition	: In Glass Bottle & Plastic Bottle	Analysis Completed on	: 04.02.2026
Type of Sample	: Industrial Waste Water	Time of Sampling	: 03:20 pm
Testing Location	: At Laboratory		

Sampling & Preservation Method : APHA 24rd EDITION, 1060

PARAMETERS	TEST METHOD	UNIT	RESULTS	LIMIT
pH (at 25°C)	APHA 24 th EDITION, 4500-H+B	---	8.47	6.5-8.5
Total Suspended Solid(TSS)	APHA 24 th EDITION, 2540 D	mg/l	12.0	< 100.0
Chemical Oxygen Demand (COD)	APHA 24 th EDITION, 5220 B	mg/l	18.72	< 250.0
Biochemical Oxygen Demand (BOD) (3 days at 27°C)	IS:3025, P-44, 1993, Reaffirmed 2014	mg/l	3.21	< 30.0
Oil & Grease	APHA 24 th EDITION, 5520 A	mg/l	<2.0	< 10.0
Fecal Coliform	APHA 24 th EDITION, 9221 D	MPN/100 ml	4 X 10 ²	< 1000.0

Note : This treated water can be used as Gardening purpose & flashing water in the toilets


Reviewed by
(Sabyasachi Shyam Roy Chowdhury)
Quality Manager


(Sabyasachi Shyam Roy Chowdhury)
Quality Manager
Authorised Signatory
For, GREEN VISION

- Note: 1. This report refers to the values obtained at the time of testing and results related to the items tested.
2. This certificate may not be reproduced in part or full without written permission of the management.
3. Retention period of tested sample is 1 month from the date of issue test report unless otherwise specified.

Page 1/1

End of the report.....

City Office : 84/10, Roy Bahadur Road, Behala, Kolkata-700 034, Ph. : 9433158173

Branch Office : Durgachak, Haldia, Purba Medinipur, Ph. : 8101647425 M.N. Sarkar Road, Mahananda Para, Siliguri-734001



GREENVISION

(A leading environmental research laboratory)

Recognized by West Bengal Pollution Control Board

Urvashi Malhar, Phase II, MSAV-35, Bengal Ambuja Housing Complex, City Centre, Durgapur-713216

Contact : 0343-2543019, 9732580459, 9433158173, email : greenvision.dgp@gmail.com, Website : www.greenvisiondurgapur.com



TC-15288

TEST REPORT OF WATER ANALYSIS

FORMAT NO. : GV/LAB/FM/33W

Sample is drawn by M/s. Greenvision

Sample submitted and identified by customer as : N.A.

U.L.R. No. : TC152882600000068F

Report No. : GV/WW/25-26/120

Sample Ref. ID : WS-004-2026(1)

Name of Customer : M/s. Maithan Steel & Power Ltd. (Unit – II)

Report Date : 05.02.2026

Address of Customer : Mouza : Nakrajoria, P.O. + P.S. : Salanpur,
Dist. : Paschim Bardhaman, Pin : 713357.

Date of Sampling : 28.01.2026

Sample Description : Waste Water

Date of Receiving : 30.01.2026

Sampling Location : STP Inlet

Analysis Started on : 30.01.2026

Sample Condition : In Glass Bottle & Plastic Bottle

Analysis Completed on : 04.02.2026

Type of Sample : Industrial Waste Water

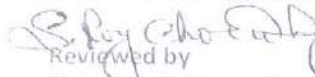
Time of Sampling : 02:40 pm


Testing Location : At Laboratory

Sampling & Preservation Method : APHA 24rd EDITION, 1060

PARAMETERS	TEST METHOD	UNIT	RESULTS
pH (at 25 ^o c)	APHA 24 th EDITION, 4500-H+B	---	9.71
Total Suspended Solid(TSS)	APHA 24 th EDITION, 2540 D	mg/l	240.8
Chemical Oxygen Demand (COD)	APHA 24 th EDITION, 5220 B	mg/l	176.8
Biochemical Oxygen Demand (BOD) (3 days at 27 ^o C)	IS:3025, P-44, 1993, Reaffirmed 2014	mg/l	36.38
Oil & Grease	APHA 24 th EDITION, 5520 A	mg/l	3.14
Fecal Coliform	APHA 24 th EDITION, 9221 D	MPN/100 ml	8 X 10 ³

Note : This treated water can be used as Gardening purpose & flashing water in the toilets


Reviewed by
(Sabyasachi Shyam Roy Chowdhury)
Quality Manager


(Sabyasachi Shyam Roy Chowdhury)
Quality Manager
Authorised Signatory
For, GREEN VISION

- Note: 1. This report refers to the values obtained at the time of testing and results related to the items tested.
2. This certificate may not be reproduced in part or full without written permission of the management.
3. Retention period of tested sample is 1 month from the date of issue test report unless otherwise specified.

Annexure -14

(GROUND WATER ANALYSIS REPORT)



GREENVISION

(A leading environmental research laboratory)

Recognized by West Bengal Pollution Control Board



TC-15288

Urvashi Malhar, Phase II, MSAV-35, Bengal Ambuja Housing Complex, City Centre, Durgapur-713216
Contact : 0343-2543019, 9732580459, 9433158173, email : greenvision.dgp@gmail.com, Website : www.greenvisiondurgapur.com

TEST REPORT OF WATER ANALYSIS

FORMAT NO. : GV/LAB/FM/33W

Sample is drawn by	: Vikas Ram of M/s. Greenvision	U.L.R. No.	: TC1528825000000757
Sample Identification	: Nil	Laboratory Ref. No.	: GS-022-2025(2)
Report No.	: GV/GW/25-26/077	Report Date	: 05.09.2025
Issued To	: M/s. Maithan Steel & Power Ltd. (Unit – II)	Date of Sampling	: 27.08.2025
Address	: Mouza : Nakrajoria, P.O. + P.S. : Salanpur, Dist. : Paschim Bardhaman, Pin : 713357.	Sample Received on	: 28.08.2025
Sample Condition	: In Glass Bottle & Plastic Bottle	Analysis Started on	: 29.08.2025
Sample Description	: Ground Water	Analysis Completed on	: 04.09.2025
Sampling Method	: APHA 24 th EDITION, 1060	Time of Sampling	: 03:30 pm
Location	: Tube Well at Nakrajoria Village	Testing Location	: At Laboratory

Sl. No.	Parameters	Unit	Result	As Per IS:10500:2012		Method Followed [APHA 24 th EDITION]
				Acceptable Limit	Permissible limit in the absence of alternate source	
1.	pH (at 25°C)	-	7.86	6.5 to 8.5	No Relaxation	4500-H ⁺ B
2.	Colour	Hazen	1.0	5.0	15.0	2120 B
3.	Odour	-	Agreeable	Agreeable	Agreeable	2150 B
4.	Taste	-	Agreeable	Agreeable	Agreeable	2160 A
5.	Turbidity	N.T.U.	0.86	1	5	2130 B
6.	Conductivity	µS/cm	786.0	-	-	2510 B
7.	Total Dissolved Solid (TDS)	mg/L	558.0	500	2000	2540 C
8.	Total Hardness as CaCO ₃	mg/L	340.0	200	600	2340 C
9.	Chloride as Cl	mg/L	43.71	250	1000	4500Cl B
10.	Total Alkalinity as CaCO ₃	mg/L	290.0	200	600	2320 B
11.	Sulfate as SO ₄	mg/L	44.16	200	400	4500 SO ₄ ²⁻ E
12.	Nitrate as NO ₃	mg/L	4.0	45.0	No Relaxation	4500 NO ₃
13.	Fluoride as F	mg/L	BDL	1	1.5	4500 FD



GREEN VISION

(A leading environmental research laboratory)

Recognized by West Bengal Pollution Control Board

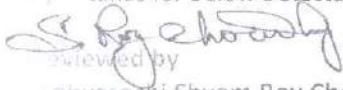
Urvashi Malhar, Phase II, MSAV-35, Bengal Ambuja Housing Complex, City Centre, Durgapur-713216
Contact : 0343-2543019, 9732580459, 9433158173, email : greenvision.dgp@gmail.com, Website : www.greenvisiondurgapur.com



TC-15288


14	Calcium as Ca	mg/L	64.13	75	200	3500- Ca B
15	Magnesium as Mg	mg/L	43.74	30	100	3500- Mg B
16	Iron as Fe	mg/L	0.24	0.3	No Relaxation	3500-Fe B
17	Residual Free Chlorine	mg/L	Nil	0.2	1.0	4500-CI B
18	Aluminium as Al	mg/L	BDL	0.03	0.2	3500-Al B
19	Total Chromium as Cr	mg/L	BDL	0.05	No Relaxation	3500-Cr C
20	Copper as Cu	mg/L	BDL	0.05	1.5	3500-Cu B
21	Lead as Pb	mg/L	BDL	0.01	No Relaxation	3500-Pb B
22	Cyanide as Cn	mg/L	BDL	0.05	No Relaxation	4500-CN C
23	Nickel as Ni	mg/L	BDL	0.02	No Relaxation	3500-Ni
24	Cadmium as Cd	mg/L	BDL	0.003	No Relaxation	3500-Cd
25	Arsenic as As	mg/L	BDL	0.01	0.05	3500-As B
26	Zinc as Zn	mg/L	BDL	5.0	15.0	3500-Zn B
27	Mercury as Hg	mg/L	BDL	0.001	No Relaxation	3500-Hg
28	Total Coliform / 100ml.	MPN/100ml	Absent	Absent	Absent	9221 B
29	E Coli / 100ml	MPN/100ml	Absent	Absent	Absent	9221 F

stands for Below Detectable Limit



(Sabyasachi Shyam Roy Chowdhury)

Quality Manager



(Sabyasachi Shyam Roy Chowdhury)

Quality Manager

Authorised Signatory

For, GREEN VISION

- Note:
1. This report refers to the values obtained at the time of testing and results related to the items tested.
 2. This certificate may not be reproduced in part or full without written permission of the management.
 3. Retention period of tested sample is 1 month from the date of issue test report unless otherwise specified.



GREENVISION

(A leading environmental research laboratory)

Recognized by West Bengal Pollution Control Board

Urvashi Malhar, Phase II, MSAV-35, Bengal Ambuja Housing Complex, City Centre, Durgapur-713216

Contact : 0343-2543019, 9732580459, 9433158173, email : greenvision.dgp@gmail.com, Website : www.greenvisiondurgapur.com



TEST REPORT OF WATER ANALYSIS

FORMAT NO. : GV/LAB/FM/33W

Sample is drawn by	: Vikas Ram of M/s. Greenvision	U.L.R. No.	: TC1528825000000755
Sample identification	: Nil	Laboratory Ref. No.	: GS-022-2025(4)
Report No.	: GV/GW/25-26/079	Report Date	: 05.09.2025
Issued To	: M/s. Maithan Steel & Power Ltd. (Unit – II)	Date of Sampling	: 27.08.2025
Address	: Mouza : Nakrajoria, P.O. + P.S. : Salanpur, Dist. : Paschim Bardhaman, Pin : 713357.	Sample Received on	: 28.08.2025
Sample Condition	: In Glass Bottle & Plastic Bottle	Analysis Started on	: 29.08.2025
Sample Description	: Ground Water	Analysis Completed on	: 04.09.2025
Sampling Method	: APHA 24 th EDITION, 1060	Time of Sampling	: 04:35 pm
Location	: Tube Well at Dendua Village	Testing Location	: At Laboratory

Sl. No.	Parameters	Unit	Result	As Per IS:10500:2012		Method Followed [APHA 24 th EDITION]
				Acceptable Limit	Permissible limit in the absence of alternate source	
1	pH (at 25 ^o C)	-	8.01	6.5 to 8.5	No Relaxation	4500-H ⁺ B
2	Colour	Hazen	1.0	5.0	15.0	2120 B
3	Odour	-	Agreeable	Agreeable	Agreeable	2150 B
4	Taste	-	Agreeable	Agreeable	Agreeable	2160 A
5	Turbidity	N.T.U.	0.58	1	5	2130 B
6	Conductivity	µS/cm	740.0	-	-	2510 B
7	Total Dissolved Solid (TDS)	mg/L	525.0	500	2000	2540 C
8	Total Hardness as CaCO ₃	mg/L	240.0	200	600	2340 C
9	Chloride as Cl	mg/L	72.85	250	1000	4500Cl ⁻ B
10	Total Alkalinity as CaCO ₃	mg/L	260.0	200	600	2320 B
11	Sulfate as SO ₄	mg/L	46.46	200	400	4500 SO ₄ ²⁻ E
12	Nitrate as NO ₃	mg/L	4.4	45.0	No Relaxation	4500 NO ₃ ⁻
13	Fluoride as F	mg/L	BDL	1	1.5	4500 FD



GREENVISION

(A leading environmental research laboratory)

Recognized by West Bengal Pollution Control Board

Urvashi Malhar, Phase II, MSAV-35, Bengal Ambuja Housing Complex, City Centre, Durgapur-713216

Contact : 0343-2543019, 9732580459, 9433158173, email : greenvision.dgp@gmail.com, Website : www.greenvisiondurgapur.com



14.	Calcium as Ca	mg/L	40.08	75	200	3500- Ca B
15.	Magnesium as Mg	mg/L	34.02	30	100	3500- Mg B
16.	Iron as Fe	mg/L	0.25	0.3	No Relaxation	3500-Fe B
17.	Residual Free Chlorine	mg/L	Nil	0.2	1.0	4500-Cl B
18.	Aluminium as Al	mg/L	BDL	0.03	0.2	3500-Al B
19.	Total Chromium as Cr	mg/L	BDL	0.05	No Relaxation	3500-Cr C
20.	Copper as Cu	mg/L	BDL	0.05	1.5	3500-Cu B
21.	Lead as Pb	mg/L	BDL	0.01	No Relaxation	3500-Pb B
22.	Cyanide as Cn	mg/L	BDL	0.05	No Relaxation	4500-CN C
23.	Nickel as Ni	mg/L	BDL	0.02	No Relaxation	3500-Ni
24.	Cadmium as Cd	mg/L	BDL	0.003	No Relaxation	3500-Cd
25.	Arsenic as As	mg/L	BDL	0.01	0.05	3500-As B
26.	Zinc as Zn	mg/L	BDL	5.0	15.0	3500-Zn B
27.	Mercury as Hg	mg/L	BDL	0.001	No Relaxation	3500-Hg
28.	Total Coliform / 100ml	MPN/100ml	Absent	Absent	Absent	9221 B
29.	E. Coli / 100ml	MPN/100ml	Absent	Absent	Absent	9221 F

BDL stands for Below Detectable Limit

S. Roy Chowdhury
Reviewed by

Sabyasachi Shyam Roy Chowdhury)

Quality Manager

S. Roy Chowdhury
(Sabyasachi Shyam Roy Chowdhury)

Quality Manager

Authorised Signatory

For, GREEN VISION

1. This report refers to the values obtained at the time of testing and results related to the items tested.

2. This certificate may not be reproduced in part or full without written permission of the management.

3. Retention period of tested sample is 1 month from the date of issue test report unless otherwise specified.



GREENVISION

(A leading environmental research laboratory)

Recognized by West Bengal Pollution Control Board

Urvashi Malhar, Phase II, MSAV-35, Bengal Ambuja Housing Complex, City Centre, Durgapur-713216

Contact : 0343-2543019, 9732580459, 9433158173, email : greenvision.dgp@gmail.com, Website : www.greenvisiondurgapur.com



TC-15288

TEST REPORT OF WATER ANALYSIS

FORMAT NO. : GV/LAB/FM/33W

Sample is drawn by	: Vikas Ram of M/s. Greenvision	U.L.R. No.	: TC152882500000756
Sample identification	: Nil	Laboratory Ref. No.	: GS-022-2025(1)
Report No.	: GV/GW/25-26/076	Report Date	: 05.09.2025
Issued To	: M/s. Maithan Steel & Power Ltd. (Unit – II)	Date of Sampling	: 27.08.2025
Address	: Mouza : Nakrajoia, P.O. + P.S. : Salanpur, Dist. : Paschim Bardhaman, Pin : 713357.	Sample Received on	: 28.08.2025
Sample Condition	: In Glass Bottle & Plastic Bottle	Analysis Started on	: 29.08.2025
Sample Description	: Ground Water	Analysis Completed on	: 04.09.2025
Sampling Method	: APHA 24 th EDITION, 1060	Time of Sampling	: 03:10 pm
Location	: Tube Well at Salanpur Village	Testing Location	: At Laboratory

Sl. No.	Parameters	Unit	Result	As Per IS:10500:2012		Method Followed [APHA 24 th EDITION]
				Acceptable Limit	Permissible limit in the absence of alternate source	
1	pH (at 25 ^o C)	-	7.43	6.5 to 8.5	No Relaxation	4500-H ⁺ B
2	Colour	Hazen	1.0	5.0	15.0	2120 B
3	Odour	-	Agreeable	Agreeable	Agreeable	2150 B
4	Taste	-	Agreeable	Agreeable	Agreeable	2160 A
5	Turbidity	N.T.U.	1.02	1	5	2130 B
6	Conductivity	µS/cm	795.0	-	-	2510 B
7	Total Dissolved Solid (TDS)	mg/L	565.0	500	2000	2540 C
8	Total Hardness as CaCO ₃	mg/L	370.0	200	600	2340 C
9	Chloride as Cl	mg/L	48.57	250	1000	4500Cl B
10	Total Alkalinity as CaCO ₃	mg/L	290.0	200	600	2320 B
11	Sulfate as SO ₄	mg/L	43.70	200	400	4500 SO ₄ ²⁻ E
12	Nitrate as NO ₃	mg/L	3.8	45.0	No Relaxation	4500 NO ₃ ⁻
13	Fluoride as F	mg/L	BDL	1	1.5	4500 FD



GREEN VISION

(A leading environmental research laboratory)

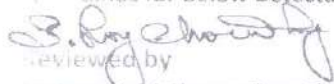
Recognized by West Bengal Pollution Control Board

Urvashi Malhar, Phase II, MSAV-35, Bengal Ambuja Housing Complex, City Centre, Durgapur-713216

Contact : 0343-2543019, 9732580459, 9433158173, email : greenvision.dgp@gmail.com, Website : www.greenvisiondurgapur.com

14.	Calcium as Ca	mg/L	72.14	75	200	3500- Ca B
15.	Magnesium as Mg	mg/L	46.17	30	100	3500- Mg B
16.	Iron as Fe	mg/L	0.22	0.3	No Relaxation	3500-Fe B
17.	Residual Free Chlorine	mg/L	Nil	0.2	1.0	4500-Cl B
18.	Aluminium as Al	mg/L	BDL	0.03	0.2	3500-Al B
19.	Total Chromium as Cr	mg/L	BDL	0.05	No Relaxation	3500-Cr C
20.	Copper as Cu	mg/L	BDL	0.05	1.5	3500-Cu B
21.	Lead as Pb	mg/L	BDL	0.01	No Relaxation	3500-Pb B
22.	Cyanide as Cn	mg/L	BDL	0.05	No Relaxation	4500-CN C
23.	Nickel as Ni	mg/L	BDL	0.02	No Relaxation	3500-Ni
24.	Cadmium as Cd	mg/L	BDL	0.003	No Relaxation	3500-Cd
25.	Arsenic as As	mg/L	BDL	0.01	0.05	3500-As B
26.	Zinc as Zn	mg/L	BDL	5.0	15.0	3500-Zn B
27.	Mercury as Hg	mg/L	BDL	0.001	No Relaxation	3500-Hg
28.	Total Coliform / 100ml,	MPN/100ml	Absent	Absent	Absent	9221 B
29.	E. Coli / 100ml	MPN/100ml	Absent	Absent	Absent	9221 F


stands for Below Detectable Limit



Reviewed by

(Sabyasachi Shyam Roy Chowdhury)

Quality Manager



(Sabyasachi Shyam Roy Chowdhury)

Quality Manager

Authorised Signatory

For, GREEN VISION

- Notes:
1. This report refers to the values obtained at the time of testing and results related to the items tested.
 2. This certificate may not be reproduced in part or full without written permission of the management.
 3. Retention period of tested sample is 1 month from the date of issue test report unless otherwise specified.



GREENVISION

(A leading environmental research laboratory)

Recognized by West Bengal Pollution Control Board

Urvashi Malhar, Phase II, MSAV-35, Bengal Ambuja Housing Complex, City Centre, Durgapur-713216
Contact : 0343-2543019, 9732580459, 9433158173, email : greenvision.dgp@gmail.com, Website : www.greenvisiondurgapur.com



TEST REPORT OF WATER ANALYSIS

FORMAT NO. : GV/LAB/FM/33W

Sample is drawn by	: Vikas Ram of M/s. Greenvision	U.L.R. No.	: TC1528825000000758
Sample identification	: Nil	Laboratory Ref. No.	: GS-022-2025(3)
Report No.	: GV/GW/25-26/078	Report Date	: 05.09.2025
Issued To	: M/s. Maithan Steel & Power Ltd. (Unit – II)	Date of Sampling	: 27.08.2025
Address	: Mouza : Nakrajoria, P.O. + P.S. : Salanpur, Dist. : Paschim Bardhaman, Pin : 713357.	Sample Received on	: 28.08.2025
Sample Condition	: In Glass Bottle & Plastic Bottle	Analysis Started on	: 29.08.2025
Sample Description	: Ground Water	Analysis Completed on	: 04.09.2025
Sampling Method	: APHA 24 th EDITION, 1060	Time of Sampling	: 04:05 pm
Location	: Tube Well at Digari Village	Testing Location	: At Laboratory

Sl. No.	Parameters	Unit	Result	As Per IS:10500:2012		Method Followed [APHA 24 th EDITION]
				Acceptable Limit	Permissible limit in the absence of alternate source	
1	pH (at 25°C)	-	7.95	6.5 to 8.5	No Relaxation	4500-H ⁺ B
2	Colour	Hazen	1.0	5.0	15.0	2120 B
3	Odour	-	Agreeable	Agreeable	Agreeable	2150 B
4	Taste	-	Agreeable	Agreeable	Agreeable	2160 A
5	Turbidity	N.T.U.	1.65	1	5	2130 B
6	Conductivity	µS/cm	991.0	-	-	2510 B
7	Total Dissolved Solid (TDS)	mg/L	723.0	500	2000	2540 C
8	Total Hardness as CaCO ₃	mg/L	210.0	200	600	2340 C
9	Chloride as Cl	mg/L	75.84	250	1000	4500Cl B
10	Total Alkalinity as CaCO ₃	mg/L	240.0	200	600	2320 B
11	Sulfate as SO ₄	mg/L	52.21	200	400	4500 SO ₄ ²⁻ E
12	Nitrate as NO ₃	mg/L	4.6	45.0	No Relaxation	4500 NO ₃ ⁻
13	Fluoride as F	mg/L	BDL	1	1.5	4500 FD



GREENVISION

(A leading environmental research laboratory)


Recognized by West Bengal Pollution Control Board


Urvashi Malhar, Phase II, MSAV-35, Bengal Ambuja Housing Complex, City Centre, Durgapur-713216
Contact : 0343-2543019, 9732580459, 9433158173, email : greenvision.dgp@gmail.com, Website : www.greenvisiondurgapur.com



14	Calcium as Ca	mg/L	44.09	75	200	3500- Ca B
15	Magnesium as Mg	mg/L	24.3	30	100	3500- Mg B
16	Iron as Fe	mg/L	0.27	0.3	No Relaxation	3500-Fe B
17	Residual Free Chlorine	mg/L	Nil	0.2	1.0	4500-CI B
18	Aluminium as Al	mg/L	BDL	0.03	0.2	3500-Al B
19	Total Chromium as Cr	mg/L	BDL	0.05	No Relaxation	3500-Cr C
20	Copper as Cu	mg/L	BDL	0.05	1.5	3500-Cu B
21	Lead as Pb	mg/L	BDL	0.01	No Relaxation	3500-Pb B
22	Cyanide as Cn	mg/L	BDL	0.05	No Relaxation	4500-CN C
23	Nickel as Ni	mg/L	BDL	0.02	No Relaxation	3500-Ni
24	Cadmium as Cd	mg/L	BDL	0.003	No Relaxation	3500-Cd
25	Arsenic as As	mg/L	BDL	0.01	0.05	3500-As B
26	Zinc as Zn	mg/L	BDL	5.0	15.0	3500-Zn B
27	Mercury as Hg	mg/L	BDL	0.001	No Relaxation	3500-Hg
28	Total Coliform / 100ml	MPN/100ml	Absent	Absent	Absent	9221 B
29	E. Coli / 100ml	MPN/100ml	Absent	Absent	Absent	9221 F

BDL stands for Below Detectable Limit


Reviewed by
Sabyasachi Shyam Roy Chowdhury
Quality Manager



(Sabyasachi Shyam Roy Chowdhury)
Quality Manager
Authorised Signatory
For, GREEN VISION

- Note: 1. This report refers to the values obtained at the time of testing and results related to the items tested.
2. This certificate may not be reproduced in part or full without written permission of the management.
3. Retention period of tested sample is 1 month from the date of issue test report unless otherwise specified.

Annexure -15


(Rain Water Harvesting Structure)

Rain Water Harvesting Facility



Rain water collected in storage tank which is connected with storm water drain.

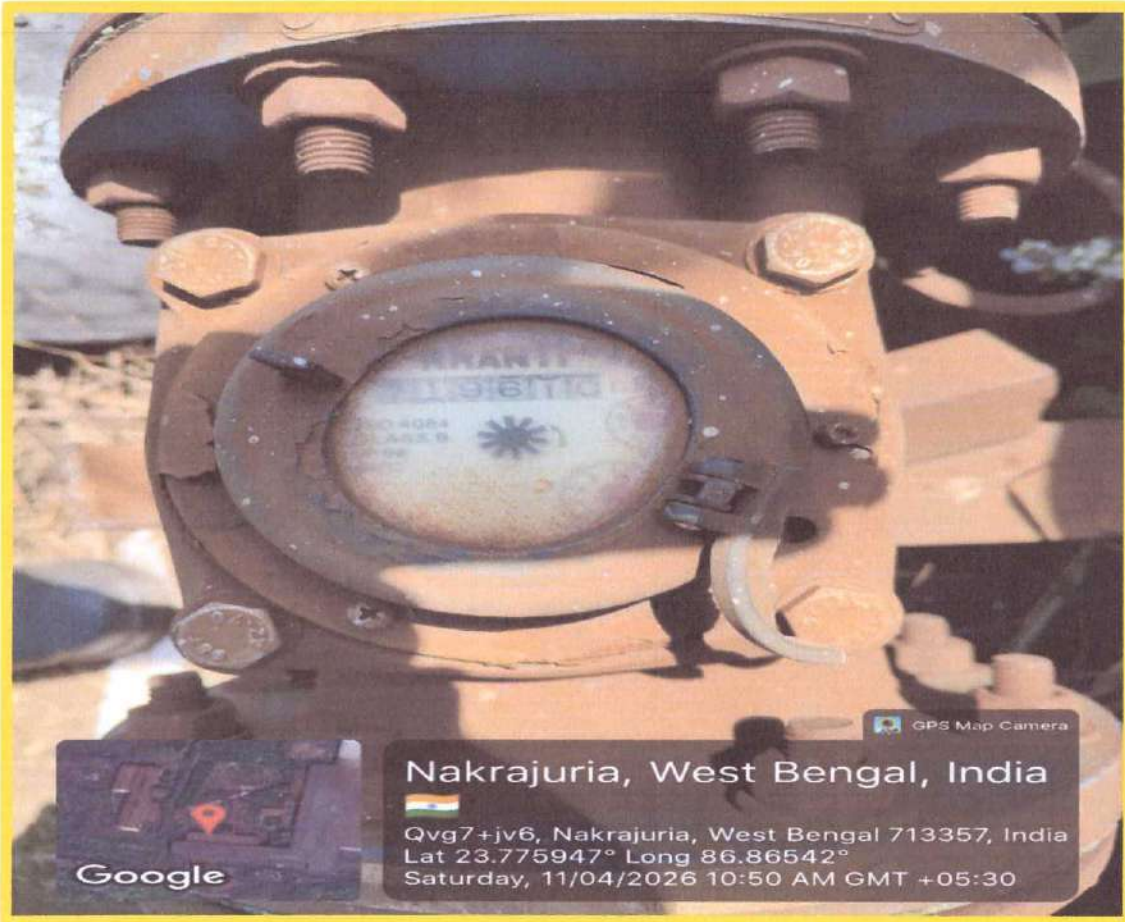
Dedicated pump house to recycle collected rain water for plant operation.



Annexure -16

(Flow Meter)

Flow Meter



Annexure -17

(Roof top catchment area)

Rainwater Harvesting System



Annexure -18

(Work Zone Noise Monitoring Result)



GREENVISION

(A leading environmental research laboratory)

Recognized by West Bengal Pollution Control Board

Urvashi Malhar, Phase II, MSAV-35, Bengal Ambuja Housing Complex, City Centre, Durgapur-713216

Contact : 0343-2543019, 9732580459, 9433158173, email : greenvision.dgp@gmail.com, Website : www.greenvisiondurgapur.com



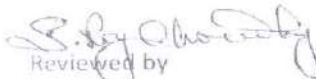
TC-15288


TEST REPORT OF NOISE LEVEL MONITORING

FORMAT NO. : GV/LAB/FM/33N

Sample is drawn by	: M/s. Greenvision	U.L.R. No. :	TC152882600000080F
Report No.	: GV/NL/25-26/131	Sample Ref. ID	: NLM-003-2026(8)
Name of Customer	: M/s. Maithan Steel & Power Ltd. (Unit - II)	Report Date	: 05.02.2026
Address of Customer	: Mouza : Nakrajoria, P.O. + P.S. : Salanpur, Dist. : Paschim Bardhaman, Pin : 713357.	Date of Sampling	: 29.01.2026
Sample Description	: Noise Level (Work Zone)	Total Time	: 1 Hr.
Location	: SMS - 1	Starting Time	: 12:08 pm
Noise Level Limit	: 90 dB(A) [8 Hrs. Exposure] { Source : W.B. Factories Act, 1948}	Sampling Method	: IS : 9989 :1981
Monitoring Details	: Distance from Object : 3.0 Mtr. Height from the Ground : 1.5 Mtr.		
Category of Area	: Industrial Area		

Noise Level dB (A)		
L _{min}	L _{max}	L _{eq}
72.9	79.4	75.9


 Reviewed by
 (Sabyasachi Shyam Roy Chowdhury)
 Quality Manager


 (Sabyasachi Shyam Roy Chowdhury)
 Quality Manager
 Authorised Signatory
 For, GREEN VISION

Note: 1. This report refers to the values obtained at the time of testing and results related to the items tested.
 2. This certificate may not be reproduced in part or full without written permission of the management.



GREENVISION

(A leading environmental research laboratory)

Recognized by West Bengal Pollution Control Board

Urvashi Malhar, Phase II, MSAV-35, Bengal Ambuja Housing Complex, City Centre, Durgapur-713216

Contact : 0343-2543019, 9732580459, 9433158173, email : greenvision.dgp@gmail.com, Website : www.greenvisiondurgapur.com



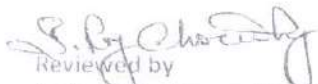
TC-15288

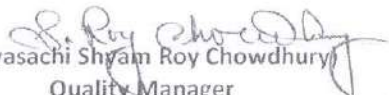
TEST REPORT OF NOISE LEVEL MONITORING

FORMAT NO. : GV/LAB/FM/33N

Sample is drawn by : M/s. Greenvision U.L.R. No. : TC152882600000081F
Report No. : GV/NL/25-26/132 Sample Ref. ID : NLM-003-2026(9)
Name of Customer : M/s. Maithan Steel & Power Ltd. (Unit – II) Report Date : 05.02.2026
Address of Customer : Mouza : Nakrajoria, P.O. + P.S. : Salanpur, Date of Sampling : 29.01.2026
Dist. : Paschim Bardhaman, Pin : 713357.
Sample Description : Noise Level (Work Zone) Total Time : 1 Hr.
Location : SMS - 2 Starting Time : 03:20 pm
Noise Level Limit : 90 dB(A) [8 Hrs. Exposure] Sampling Method : IS : 9989 :1981
{ Source : W.B. Factories Act, 1948}
Monitoring Details : Distance from Object : 3.0 Mtr.
Height from the Ground : 1.5 Mtr.
Category of Area : Industrial Area

Noise Level dB (A)		
L _{min}	L _{max}	L _{eq}
71.8	80.2	76.5


Reviewed by
(Sabyasachi Shyam Roy Chowdhury)
Quality Manager


(Sabyasachi Shyam Roy Chowdhury)
Quality Manager
Authorised Signatory
For, GREEN VISION

Note: 1. This report refers to the values obtained at the time of testing and results related to the items tested.
2. This certificate may not be reproduced in part or full without written permission of the management.



GREENVISION

(A leading environmental research laboratory)

Recognized by West Bengal Pollution Control Board

Urvashi Malhar, Phase II, MSAV-35, Bengal Ambuja Housing Complex, City Centre, Durgapur-713216

Contact : 0343-2543019, 9732580459, 9433158173, email : greenvision.dgp@gmail.com, Website : www.greenvisiondurgapur.com




TC-15288


TEST REPORT OF NOISE LEVEL MONITORING

FORMAT NO. : GV/LAB/FM/33N

Sample is drawn by : M/s. Greenvision U.L.R. No. : TC152882600000077F
Report No. : GV/NL/25-26/128 Sample Ref. ID : NLM-003-2026(5)
Name of Customer : M/s. Maithan Steel & Power Ltd. (Unit – II) Report Date : 05.02.2026
Address of Customer : Mouza : Nakrajoria, P.O. + P.S. : Salanpur, Date of Sampling : 28.01.2026
Dist. : Paschim Bardhaman, Pin : 713357.
Sample Description : Noise Level (Work Zone) Total Time : 1 Hr.
Location : Rolling Mill - 1 Starting Time : 12:24 pm
Noise Level Limit : 90 dB(A) [8 Hrs. Exposure] Sampling Method : IS : 9989 :1981
{ Source : W.B. Factories Act, 1948}
Monitoring Details : Distance from Object : 3.0 Mtr.
Height from the Ground : 1.5 Mtr.
Category of Area : Industrial Area

Noise Level dB (A)		
L _{min}	L _{max}	L _{eq}
73.9	79.5	76.4


Reviewed by
(Sabyasachi Shyam Roy Chowdhury)
Quality Manager


(Sabyasachi Shyam Roy Chowdhury)
Quality Manager
Authorised Signatory
For, GREEN VISION

Note: 1. This report refers to the values obtained at the time of testing and results related to the items tested.
2. This certificate may not be reproduced in part or full without written permission of the management.



GREENVISION

(A leading environmental research laboratory)

Recognized by West Bengal Pollution Control Board

Urvashi Malhar, Phase II, MSAV-35, Bengal Ambuja Housing Complex, City Centre, Durgapur-713216
Contact : 0343-2543019, 9732580459, 9433158173, email : greenvision.dgp@gmail.com, Website : www.greenvisiondurgapur.com



TC-15288

TEST REPORT OF NOISE LEVEL MONITORING

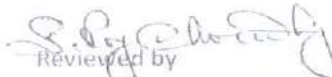
FORMAT NO. : GV/LAB/FM/33N

U.L.R. No. : TC152882600000078F

Sample is drawn by : M/s. Greenvision
Report No. : GV/NL/25-26/129
Name of Customer : M/s. Maithan Steel & Power Ltd. (Unit – II)
Address of Customer : Mouza : Nakrajoria, P.O. + P.S. : Salanpur,
Dist. : Paschim Bardhaman, Pin : 713357.
Sample Description : Noise Level (Work Zone)
Location : Rolling Mill - 2
Noise Level Limit : 90 dB(A) [8 Hrs. Exposure]
[Source : W.B. Factories Act, 1948]
Monitoring Details : Distance from Object : 3.0 Mtr.
Height from the Ground : 1.5 Mtr.
Category of Area : Industrial Area

Sample Ref. ID : NLM-003-2026(6)
Report Date : 05.02.2026
Date of Sampling : 28.01.2026
Total Time : 1 Hr.
Starting Time : 03:30 pm
Sampling Method : IS : 9989 :1981

Noise Level dB (A)		
L _{min}	L _{max}	L _{eq}
74.5	81.6	77.8


Reviewed by
(Sabyasachi Shyam Roy Chowdhury)
Quality Manager


(Sabyasachi Shyam Roy Chowdhury)
Quality Manager
Authorised Signatory
For, GREEN VISION

Note: 1. This report refers to the values obtained at the time of testing and results related to the items tested.
2. This certificate may not be reproduced in part or full without written permission of the management.



GREENVISION

(A leading environmental research laboratory)

Recognized by West Bengal Pollution Control Board

Urvashi Malhar, Phase II, MSAV-35, Bengal Ambuja Housing Complex, City Centre, Durgapur-713216
Contact : 0343-2543019, 9732580459, 9433158173, email : greenvision.dgp@gmail.com, Website : www.greenvisiondurgapur.com




TC-15288


TEST REPORT OF NOISE LEVEL MONITORING

FORMAT NO. : GV/LAB/FM/33N

Sample is drawn by : M/s. Greenvision U.L.R. No. : TC152882600000079F
Report No. : GV/NL/25-26/130 Sample Ref. ID : NLM-003-2026(7)
Name of Customer : M/s. Maithan Steel & Power Ltd. (Unit – II) Report Date : 05.02.2026
Address of Customer : Mouza : Nakrajoria, P.O. + P.S. : Salanpur, Dist. : Paschim Bardhaman, Pin : 713357. Date of Sampling : 29.01.2026
Sample Description : Noise Level (Work Zone) Total Time : 1 Hr.
Location : Crusher Area Starting Time : 10:25 am
Noise Level Limit : 90 dB(A) [8 Hrs. Exposure] Sampling Method : IS : 9989 :1981
{ Source : W.B. Factories Act, 1948}
Monitoring Details : Distance from Object : 3.0 Mtr.
Height from the Ground : 1.5 Mtr.
Category of Area : Industrial Area

Noise Level dB (A)		
L _{min}	L _{max}	L _{eq}
71.6	78.9	75.3


Reviewed by
(Sabyasachi Shyam Roy Chowdhury)
Quality Manager


(Sabyasachi Shyam Roy Chowdhury)
Quality Manager
Authorised Signatory
For, GREEN VISION

Note: 1. This report refers to the values obtained at the time of testing and results related to the items tested.
2. This certificate may not be reproduced in part or full without written permission of the management.

Annexure -19

(Ambient Noise Monitoring Result)



GREEN VISION

(A leading environmental research laboratory)

Recognized by West Bengal Pollution Control Board

Urvashi Malhar, Phase II, MSAV-35, Bengal Ambuja Housing Complex, City Centre, Durgapur-713216

Contact : 0343-2543019, 9732580459, 9433158173, email : greenvision.dgp@gmail.com, Website : www.greenvisiondurgapur.com




TC-15288


TEST REPORT OF NOISE LEVEL MONITORING

FORMAT NO. : GV/LAB/FM/33N

Sample is drawn by	: M/s. Greenvision	U.L.R. No. :	TC152882600000073F
Report No.	: GV/NL/25-26/124	Sample Ref. ID	: NLM-003-2026(1)
Name of Customer	: M/s. Maithan Steel & Power Ltd. (Unit – II)	Report Date	: 05.02.2026
Address of Customer	: Mouza : Nakraoria, P.O. + P.S. : Salanpur, Dist. : Paschim Bardhaman, Pin : 713357.	Date of Sampling	: 27.01.2026
Sample Description	: Noise Level (Ambient)	Total Time	: 1 Hr.
Sampling Location	: East Side of Plant (Near Main Gate)	Sampling Method	: IS : 9989 :1981
Noise Level Limit	: Day Time : 75 dB(A), Night Time : 65 dB(A) { Source : The Noise Pollution (Regulation and Control) Rules, 2000}		
Monitoring Details	: Distance from Object : 3.0 Mtr. Height from the Ground : 1.5 Mtr.		
Category of Area	: Industrial Area		

Noise Level dB (A)					
Day Time (10:38 Hrs to 11:38 Hrs.)			Night Time (22:10 Hrs. to 23:10 Hrs.)		
Max.	Min.	Leq.	Max.	Min.	Leq.
72.6	61.3	67.7	61.4	53.3	57.1


Reviewed by
(Sabyasachi Shyam Roy Chowdhury)
Quality Manager


(Sabyasachi Shyam Roy Chowdhury)
Quality Manager
Authorised Signatory
For, GREEN VISION

Note: 1. This report refers to the values obtained at the time of testing and results related to the items tested.
2. This certificate may not be reproduced in part or full without written permission of the management.



GREENVISION

(A leading environmental research laboratory)

Recognized by West Bengal Pollution Control Board

Urvashi Malhar, Phase II, MSAV-35, Bengal Ambuja Housing Complex, City Centre, Durgapur-713216
Contact : 0343-2543019, 9732580459, 9433158173, email : greenvision.dgp@gmail.com, Website : www.greenvisiondurgapur.com



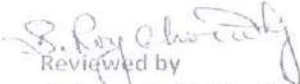
TC-15288


TEST REPORT OF NOISE LEVEL MONITORING

FORMAT NO. : GV/LAB/FM/33N

Sample is drawn by	: M/s. Greenvision	U.L.R. No. :	TC152882600000074F
Report No.	: GV/NL/25-26/125	Sample Ref. ID	: NLM-003-2026(2)
Name of Customer	: M/s. Maithan Steel & Power Ltd. (Unit – II)	Report Date	: 05.02.2026
Address of Customer	: Mouza : Nakrajoria, P.O. + P.S. : Salanpur, Dist. : Paschim Bardhaman, Pin : 713357.	Date of Sampling	: 27.01.2026 to 28.01.2026
Sample Description	: Noise Level (Ambient)	Total Time	: 1 Hr.
Sampling Location	: North Side of Plant (Near Boundary Wall)	Sampling Method	: IS : 9989 :1981
Noise Level Limit	: Day Time : 75 dB(A), Night Time : 65 dB(A) { Source : The Noise Pollution (Regulation and Control) Rules, 2000}		
Monitoring Details	: Distance from Object : 3.0 Mtr. Height from the Ground : 1.5 Mtr.		
Category of Area	: Industrial Area		

Noise Level dB (A)					
Day Time (12:21 Hrs to 13:21 Hrs.)			Night Time (23:40 Hrs. to 00:40 Hrs.)		
Max.	Min.	Leq.	Max.	Min.	Leq.
70.2	60.8	65.6	61.6	53.8	57.7


Reviewed by
(Sabyasachi Shyam Roy Chowdhury)
Quality Manager


(Sabyasachi Shyam Roy Chowdhury)
Quality Manager
Authorised Signatory
For, GREEN VISION

Note: 1. This report refers to the values obtained at the time of testing and results related to the items tested.
2. This certificate may not be reproduced in part or full without written permission of the management.



GREENVISION

(A leading environmental research laboratory)

Recognized by West Bengal Pollution Control Board

Urvashi Malhar, Phase II, MSAV-35, Bengal Ambuja Housing Complex, City Centre, Durgapur-713216

Contact : 0343-2543019, 9732580459, 9433158173, email : greenvision.dgp@gmail.com, Website : www.greenvisiondurgapur.com



TC-15288

TEST REPORT OF NOISE LEVEL MONITORING

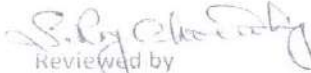
FORMAT NO. : GV/LAB/FM/33N


U.L.R. No. : TC1528826000000075F

Sample is drawn by : M/s. Greenvision
Report No. : GV/NL/25-26/126
Name of Customer : M/s. Maithan Steel & Power Ltd. (Unit – II)
Address of Customer : Mouza : Nakrajoria, P.O. + P.S. : Salanpur,
Dist. : Paschim Bardhaman, Pin : 713357.
Sample Description : Noise Level (Ambient)
Sampling Location : West Side of Plant (Near Boundary Wall)
Noise Level Limit : Day Time : 75 dB(A), Night Time : 65 dB(A)
{ Source : The Noise Pollution (Regulation and
Control) Rules, 2000}
Monitoring Details : Distance from Object : 3.0 Mtr.
Height from the Ground : 1.5 Mtr.
Category of Area : Industrial Area

Sample Ref. ID : NLM-003-2026(3)
Report Date : 05.02.2026
Date of Sampling : 27.01.2026 to
28.01.2026
Total Time : 1 Hr.
Sampling Method : IS - 9989 :1981

Noise Level dB (A)					
Day Time (15:15 Hrs to 16:15 Hrs.)			Night Time (01:05 Hrs. to 02:05 Hrs.)		
Max.	Min.	Leq.	Max.	Min.	Leq.
69.3	62.1	65.4	60.2	52.8	56.6


Reviewed by
(Sabyasachi Shyam Roy Chowdhury)
Quality Manager


(Sabyasachi Shyam Roy Chowdhury)
Quality Manager
Authorised Signatory
For, GREEN VISION

Note: 1. This report refers to the values obtained at the time of testing and results related to the items tested.
2. This certificate may not be reproduced in part or full without written permission of the management.



GREENVISION

(A leading environmental research laboratory)

Recognized by West Bengal Pollution Control Board

Urvashi Malhar, Phase II, MSAV-35, Bengal Ambuja Housing Complex, City Centre, Durgapur-713216

Contact : 0343-2543019, 9732580459, 9433158173, email : greenvision.dgp@gmail.com, Website : www.greenvisiondurgapur.com



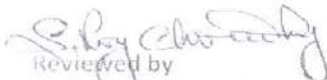
TC-15288


TEST REPORT OF NOISE LEVEL MONITORING

FORMAT NO. : GV/LAB/FM/33N

Sample is drawn by : M/s. Greenvision U.L.R. No. : TC152882600000076F
Report No. : GV/NL/25-26/127 Sample Ref. ID : NLM-003-2026(4)
Name of Customer : M/s. Maithan Steel & Power Ltd. (Unit – II) Report Date : 05.02.2026
Address of Customer : Mouza : Nakraoria, P.O. + P.S. : Salanpur, Dist. : Paschim Bardhaman, Pin : 713357. Date of Sampling : 28.01.2026 to 29.01.2026
Sample Description : Noise Level (Ambient) Total Time : 1 Hr.
Sampling Location : South Side of Plant (Near Gate No : 2) Sampling Method : IS : 9989 :1981
Noise Level Limit : Day Time : 75 dB(A), Night Time : 65 dB(A)
{ Source : The Noise Pollution (Regulation and Control) Rules, 2000}
Monitoring Details : Distance from Object : 3.0 Mtr.
Height from the Ground : 1.5 Mtr.
Category of Area : Industrial Area

Noise Level dB (A)					
Day Time (10:50 Hrs to 11:50 Hrs.)			Night Time (23:15 Hrs. to 00:15 Hrs.)		
Max.	Min.	Leq.	Max.	Min.	Leq.
63.6	58.3	61.3	59.4	50.8	55.2


Reviewed by
(Sabyasachi Shyam Roy Chowdhury)
Quality Manager


(Sabyasachi Shyam Roy Chowdhury)
Quality Manager
Authorised Signatory
For, GREEN VISION

Note: 1. This report refers to the values obtained at the time of testing and results related to the items tested.
2. This certificate may not be reproduced in part or full without written permission of the management.

Annexure -20



(Roof Top Solar Panel)

MAITHAN STEEL & POWER LIMITED



Roof Top Solar Panel





Annexure -21A, 21B & 21C

(Manifest)




FORM 10

1st Copy

WEST BENGAL WASTE MANAGEMENT LIMITED

Vill. : Pabayan, P.S. : Saltora, Dist. : Bankura, Pin : 722 158, West Bengal

MANIFEST FOR HAZARDOUS AND OTHER WASTE

1	Sender's name and mailing address (including Phone No. and e-mail) :	MAITHAN STEEL AND POWER LIMITED UNIT-II, CHITTARANJAN ROAD, P.O. & P.S. - SALANPUR, 713357		
2	Sender's authorization No. :	WBPCB/7561239/2025		
3	Manifest Document No. :	2621		
4	Transporter's name and address (including Phone No. and e-mail)	West Bengal Waste Management Limited Vill. : Pabayan, P.S. : Saltora, Dist. : Bankura, Pin : 722 158 Mobile : 9002983363/7477796110 E-mail : wbwml.saltora@resustainability.com		
5	Type of vehicle :	(Truck/Tanker/Special Vehicle)		
6	Transporter's registration No. :	1-MD(E)/X/06		
7	Vehicle registration No. :	WB31N0098		
8	Receiver's name and mailing address (including Phone No. and e-mail)	West Bengal Waste Management Limited Vill. : Pabayan, P.S. : Saltora, Dist. : Bankura, Pin : 722 158 Mobile : 9002983363/7477796110 E-mail : wbwml.saltora@resustainability.com		
9	Receiver's authorization No. :	34/2S (HW) - 4531 / 2022, Dated 24.03.2023.		
10	Waste description :	cotton waste.		
11	Total quantity No of Containers :	15 kgm3 or MT (0.015 MT)Nos.		
12	Physical form :	(Solid/Semi-Solid/Sludge/Oily/Tarry/Slurry/Liquid)		
13	Special handling instructions and additional information :	usage of proper PPEs.		
14	Sender's Certificate	I hereby declare that the contents of the consignment are fully and accurately described above by proper shipping categorized, packed, marked and name and are labeled and are in all respects in proper conditions for transport by road according to applicable National Government Regulations.		
	Name and Stamp	Signature 	Day 1	Month 9
15	Transporter acknowledgement of receipt of Wastes :			
	Name and Stamp 	Signature 	Day 1	Month 9
16	Receiver's certificate for receipt hazardous and other wastes :			
	Name and Stamp	Signature	Day	Month

1. White Colour forwarded to WBPCB by HzW Sender.

3. Pink Colour retained by HzW Receiver.

5. Green Colour forwarded to WBPCB after disposal by HzW Receiver.

7. Grey Colour returned to SPCB of the HzW Sender (in case the sender is in another State) by HzW Receiver.

2. Yellow Colour retained by HzW sender.

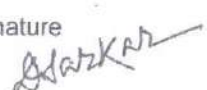

4. Orange Colour retained by transporter.

6. Blue Colour returned to sender after disposal by HzW Receiver.

WEST BENGAL WASTE MANAGEMENT LIMITED

Vill. : Pabayan, P.S. : Saltora, Dist. : Bankura, Pin : 722 158, West Bengal

MANIFEST FOR HAZARDOUS AND OTHER WASTE

1	Sender's name and mailing address (including Phone No. and e-mail) :	Maithan Steel & Power Ltd Unit-II, Chittaramban Road P.O + P.S. - Salampur, Pin - 713357			
2	Sender's authorization No. :	WBPCB / 7561239 / 2025			
3	Manifest Document No. :	2622			
4	Transporter's name and address (including Phone No. and e-mail)	West Bengal Waste Management Limited Vill. : Pabayan, P.S. : Saltora, Dist. : Bankura, Pin : 722 158 Mobile : 9002983363/7477796110 E-mail : wbwml.saltora@resustainability.com			
5	Type of vehicle :	(Truck/Tanker/Special Vehicle)			
6	Transporter's registration No. :	1-MD(E)/X/06			
7	Vehicle registration No. :	WB 31 N 0098			
8	Receiver's name and mailing address (including Phone No. and e-mail)	West Bengal Waste Management Limited Vill. : Pabayan, P.S. : Saltora, Dist. : Bankura, Pin : 722 158 Mobile : 9002983363/7477796110 E-mail : wbwml.saltora@resustainability.com			
9	Receiver's authorization No. :	34/2S (HW) - 4531 / 2022, Dated 24.03.2023.			
10	Waste description :	Waste Oil			
11	Total quantity No of Containers :	140 Kgm3 or MT (0.140MT)Nos.			
12	Physical form :	(Solid/Semi-Solid/Sludge/Oily/Tarry/Slurry/Liquid)			
13	Special handling instructions and additional information :	Usage of Proper PPEs			
14	Sender's Certificate	I hereby declare that the contents of the consignment are fully and accurately described above by proper shipping categorized, packed, marked and name and are labeled and are in all respects in proper conditions for transport by road according to applicable National Government Regulations.			
	Name and Stamp	Signature 	Day	Month	Year
				19 12 2025	
15	Transporter acknowledgement of receipt of Wastes :				
	Name and Stamp	Signature 	Day	Month	Year
				19 12 2025	
16	Receiver's certificate for receipt hazardous and other wastes :				
	Name and Stamp	Signature	Day	Month	Year

1. White Colour forwarded to WBPCB by HzW Sender

3. Pink Colour retained by HzW Receiver.

5. Green Colour forwarded to WBPCB after disposal by HzW Receiver.

7. Grey Colour returned to SPCB of the HzW Sender (in case the sender is in another State) by HzW Receiver.

2. Yellow Colour retained by HzW sender.

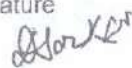

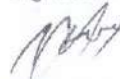
4. Orange Colour retained by transporter.

6. Blue Colour returned to sender after disposal by HzW Receiver.

WEST BENGAL WASTE MANAGEMENT LIMITED

Vill. : Pabayan, P.S. : Saltora, Dist. : Bankura, Pin : 722 158, West Bengal

MANIFEST FOR HAZARDOUS AND OTHER WASTE

1	Sender's name and mailing address (including Phone No. and e-mail) :	Maithan Steel & Power Ltd Unit-II, Chittaranjan Road P.O. & P.S. Selaspur, Pin- 713357			
2	Sender's authorization No. :	WBPCB/7561239/2025			
3	Manifest Document No. :	2623			
4	Transporter's name and address (including Phone No. and e-mail)	West Bengal Waste Management Limited Vill. : Pabayan, P.S. : Saltora, Dist. : Bankura, Pin : 722 158 Mobile : 9002983363/7477796110 E-mail : wbwml.saltora@resustainability.com			
5	Type of vehicle :	(Truck/Tanker/Special Vehicle)			
6	Transporter's registration No. :	1-MD(E)/X/06			
7	Vehicle registration No. :	WB 31N - 0098			
8	Receiver's name and mailing address (including Phone No. and e-mail)	West Bengal Waste Management Limited Vill. : Pabayan, P.S. : Saltora, Dist. : Bankura, Pin : 722 158 Mobile : 9002983363/7477796110 E-mail : wbwml.saltora@resustainability.com			
9	Receiver's authorization No. :	34/2S (HW) - 4531 / 2022, Dated 24.03 2023			
10	Waste description :	Empty Barrel			
11	Total quantity No of Containers :	140 kgm3 or MT (0.140MT)Nos.			
12	Physical form :	(Solid/Semi-Solid/Sludge/Oily/Tarry/Slurry/Liquid)			
13	Special handling instructions and additional information :	Use of Proper PPEs			
14	Sender's Certificate	I hereby declare that the contents of the consignment are fully and accurately described above by proper shipping categorized, packed, marked and name and are labeled and are in all respects in proper conditions for transport by road according to applicable National Government Regulations.			
	Name and Stamp	Signature	Day	Month	Year
			1	9	12 2025
15	Transporter acknowledgement of receipt of Wastes :				
	Name and Stamp	Signature	Day	Month	Year
			1	9	12 2025
16	Receiver's certificate for receipt hazardous and other wastes :				
	Name and Stamp	Signature	Day	Month	Year

1. White Colour forwarded to WBPCB by HzW Sender.

3. Pink Colour retained by HzW Receiver.

5. Green Colour forwarded to WBPCB after disposal by HzW Receiver.

7. Grey Colour returned to SPCB of the HzW Sender (in case the sender is in another State) by HzW Receiver.

2. Yellow Colour retained by HzW sender.

4. Orange Colour retained by transporter.

6. Blue Colour returned to sender after disposal by HzW Receiver.

Annexure -22

(CTO)

Annexure - 22



Government of West Bengal

This document having UDIN **25-G-GA000004-C-1754555233175** has been created by **WEST BENGAL POLLUTION CONTROL BOARD** with authorised person's Aadhaar no XXXXXXXX7589 on **01:57PM, August 07, 2025**.

This document is available at UDIN platform till 01:57PM, August 07, 2030.



Gibansa Mukherjee

Authorised Signatory
(E-signed)
Department of IT&E



WEST BENGAL POLLUTION CONTROL BOARD
Paribesh Bhawan, 10A, Block LA, Sector III
Salt Lake City, Bidhan Nagar, Kolkata – 700 106, INDIA
 Website : www.wbpcb.gov.in, e-mail : wbpcbnet@wbpcb.gov.in

Category of the Industry : RED

Application Type: CTO

CTO No.: WBPCB/7010905/2025

Date : 07/08/2025

Consent to Operate (CTO) under Section 25 & 26 of the Water (Prevention and Control of Pollution) Act, 1974 as amended and Section 21 of the Air (Prevention and Control of Pollution) Act, 1981 as amended.

Reference: Application No.: 7010905

The West Bengal Pollution Control Board (hereinafter referred to as State Board) under the provisions of Section 25 & 26 of the Water (Prevention and Control of Pollution) Act, 1974 as amended and Section 21 of the Air (Prevention and control of Pollution) Act, 1981 as amended, and Rules and Orders made thereunder hereby grants Consent to **MAITHAN STEEL AND POWER LTD, UNIT-II** (hereinafter referred to as Applicant) for its unit located at **VILL+MOUZA- NAKRAZORIA, CHITTARANJAN ROAD, PO & PS- SALANPUR, DIST- PASCHIM BARDHAMAN, WEST BENGAL- 713357** for the period from **07/08/2025** to **30/06/2028** to operate the industrial unit/project and to discharge liquid effluent and gaseous emission from the premises / land of the industrial unit/project, in accordance with the conditions as mentioned below, provided that on any day at any instance the quantity and quality of liquid discharge and gaseous emission shall not exceed the permissible limit as specified in this consent letter and in the Environment (Protection) Act, 1986 and Rules thereunder, as amended.

Breach of the conditions and / or failure to comply with the directions as mentioned below shall render the industry/project liable for prosecution under the provisions of the Water (Prevention and Control of Pollution) Act, 1974 as amended and Section 21 of the Air (Prevention and control of Pollution) Act, 1981 as amended.

The State Board reserve the right to revoke, withdraw or make any reasonable variation / change / alter the conditions of this consent letter giving one month's notice to the industry.

Conditions :

1 This Consent is valid for the following activities :

Sl.No	Name of Activity/Products/By-products	Production Capacity (Per Month)
1	Long products like TMT,MS round, wire rod& structural steel & flat products	193000 Metric Tonnes/Year
2	Torkari (Ribbed bars, Black wire, nails, corrugated sheets, wire mesh, MS pipes & structural tubes etc.	2000 Metric Tonnes/Year
3	Recovered metal from Slag Crushing Unit	70000 Metric Tonnes/Year
4	Billet	164000 Metric Tonnes/Year

2 The industry shall remain responsible for quantity and quality of liquid effluent and air emission.

3 Daily waste water generation and discharge shall not exceed :

No. of outlets	Source of Waste Water	Quantity in Kilo Liters/day	Place of discharge
	Industrial	60	Recycled & reuse in process

"This is computer generated document from OCMMS by WBPCB"

WBPCB/7010905/2025

Page 1



- To bring into any altered or new outlet / outfall or to change the place of discharge, the industry shall have to inform the Board and obtain prior permission of the Board in this effect.
- The industry shall provide comprehensive facility for treatment of industrial liquid waste and domestic liquid waste (sewage, sullage and liquid effluent generated from canteen), and operate and maintain the same continuously so that the quality of final effluent conforms to the Standard as given below:

Outlet No.	Nature of effluent	Parameters and standard			Frequency of sampling
		Parameters	Standards	Unit	
	industrial (effluent from rolling mill)	pH	6.0-9.0		
	industrial (effluent from rolling mill)	Total suspended Solid (TSS)	100	mg/L	
	industrial (effluent from rolling mill)	Oil & Grease	10	mg/L	

Provisions shall be made to install sensor-based Water Quality monitoring system and flow meter to share the information with the state board on a Real Time basis.

- Daily water consumption for the following purposes shall not exceed

SL NO.	Purpose of Water Use	Quantity (KL/Day)
1.	Industrial	215.0

- The Industry shall install suitable digital device for measuring the volume of water consumed for different purposes as mentioned above giving correct result to the satisfaction of the State Board. The device shall be able to provide information to disseminate the quantity on a real time basis.

- All the stacks connected to various sources of emissions must be designated by numbers.

- The industry shall install comprehensive pollution control equipment and operate and maintain the same to conform to the standard as given below:

Stack height from ground level (m)	Stack attached to emission sources	Capacity of emission source	Consumption Unit	Fuel details			Concentrations of parameters not to exceed							Frequency of sampling	Remarks	
				Fuel used	Quantity	Control system (if any)	PM (mg/N m3)	CO (%)	Acid Mist (mg/N m3)	Pb (mg/N m3)	SO2 (mg/N m3)	NOX (mg/N m3)	Others			
30	Induction furnace	22	Metric Tonne	electricity	22 Kilo Watt Hr	swivelling hood, spark arrestor and bag filter	30								Quarterly	com on with existing 4x16.5 TIFs .

- The industry shall provide ports in the stack(s) and other necessary permanent facilities such as ladder, platform etc. for monitoring / sampling the air emissions and the same shall be made available for inspection and use by the State Board's staff as well as State Board's authorized agencies.
- Waste generation, treatment and disposal shall be as specified below :

"This is computer generated document from OCMMS by WBPCB"

WBPCB/7010905/2025

Page2



S.No	Description of Waste	Quantity	Treatment and Disposal
1	IF Slag	19900 Metric Tonnes/Year	Can replace 30% concrete aggregate & landfill after iron recovery.
2	IF Dust /APCD dust	2190 Metric Tonnes/Year	Reuse in process
3	Mill scale	300 Metric Tonnes/Year	To be recycled to IF as charge for melting
4	MS scrap	3600 Metric Tonnes/Year	Reuse in process

The Industry shall obtain Authorisation for waste and also register for EPR wherever applicable.

- 12 The industry shall take adequate measures for control of noise level from its own sources within the premises within the limit given below :

Time	Limit in dB (A) Leq
Day time (06 a.m. to 10 p.m.)	65
Night time (10 p.m. to 06 a.m.)	55

Noise barriers should be installed if the Noise Level is found to be exceeding the desired levels.

- 13 The industry shall at all times maintain good house-keeping and control pollution (including fugitive emissions) from all sources to maintain clean environment in & around factory premises and in surrounding areas.
- 14 The Industry shall bring about at least 33% of the total land area under the tree cover.
- 15 The Industry shall provide sufficient alternate electric power source like Green DG or Storage Battery System etc. to operate all pollution control facilities. In absence of such alternate power source, the production shall be stopped/controlled to conform to the conditions of the Consent.
- 16 The industry shall install a separate energy meter showing the consumption of energy for operation of pollution control devices and shall install suitable device for measuring the volume of water consumed for different purposes as mentioned in Sl.No. 3.
- 17 The Industry shall provide drainage system for discharge of industrial and domestic effluent and a separate drainage system for storm-water.
- 18 The industry shall maintain a separate register showing consumption of chemicals used in pollution control systems.
- 19 The Industry shall get the samples of hazardous wastes / leachates analysed at least once in a year from a laboratory recognised by the West Bengal Pollution Control Board and ensure that they conform to the limits stipulated. Test reports shall be sent to the Board.
- 20 The Industry shall submit the Environmental Statement Report for the financial year ending 31st March of the current year in the prescribed form (Form V) as required under the provisions of Rule 14 of the Environment (Protection) [Second Amendment] Rules 1992 by 30th September of every year, to the WBPCB.
- 21 The Industry shall allow the officers of the State Board to enter into the premises of the unit at any reasonable time to inspect the pollution control systems and shall provide adequate and safe facility for collection of air, wastewater and solid waste samples for monitoring by the State Board as well as by authorized agencies of the State Board, as and when required by them.
- 22 The industry shall maintain an Inspection Book in the factory premises which shall be made available to inspecting officers of the State Board for inspection, review and to write down any direction or observation as is deemed necessary during the inspection.
- 23 The Industry shall furnish to the State Board all information in respect of quality, quantity, rate of discharge, place of discharge of liquid effluent and air emission.

"This is computer generated document from OCMMS by WBPCB"

WBPCB/7010905/2025

Page3



- 24 The Industry shall maintain adequate number of qualified and trained personnel among its staff for proper maintenance and operation of the effluent treatment and/or emission control devices and for overall environment management of the industry.
- 25 The Industry shall have to make registration for the use of groundwater if any, with State Water Investigation Directorate (SWID).
- 26 The Industry shall intimate to the State Board immediately of any occurrence or apprehension of occurrence of discharge of any poisonous, noxious or pollutants in excess of quality as well as quantity as mentioned earlier to any receiving water body/receiving system or to atmosphere owing to accident or other unforeseen incident/event including natural disaster. The Applicant shall (i) take all steps adequate to prevent such accident discharge / release of poisonous, noxious or pollutants and to limit their consequences to persons and the environment, (ii) provide to the persons working on the site with the information, training and equipment including antidotes necessary to ensure their safety and mitigate the accidental release of poisonous noxious or pollutants to the environment.
- 27 If the Industry is using Diesel Generator set or generating any other hazardous waste, it should install a Digital Display Board to discriminate all information as stipulated in this regard.
- 28 The industry shall make an application to the State Board in the prescribed form for renewal of the consent at least 120 (one hundred & twenty) days before the date of expiry of this Consent.
- 29 The industry shall not make any alteration / expansion / modification in the existing manufacturing process and equipment, pollution control system and shall not alter or bring in any new outlet/outfall or stack or change the place of discharge, without prior approval of the Board.
- 30 The industry shall comply with all applicable Environmental Acts and Rules.
- 31 The Industry shall comply with the provisions of relevant Waste Management Rules and also submit Annual Returns / Manifests on regular basis.
- 32 Concealing factual data or submission of false or fabricated data/information may result in revocation of Consent to Operate and attract action under the provisions of the Water (Prevention and Control of Pollution) Act, 1974 and the Air (Prevention and Control of Pollution) Act, 1981.

Special Conditions:

1. This CTO is valid for additional production of billets-164000 TPA by augmentation & process modification in the existing induction furnaces of 4 X15T capacity to 4X16.5 T IF & 3X20T capacity to 3X22T IF along with installation of new 1x22 T IF with matching CCM & LRF.

The particulate matter emissions from the above mentioned IF stacks shall be less than 30 mg/Nm³ instead of 150 mg/Nm³ as mentioned in the existing CTO.

2. Additional production of Long products like TMT, MS Round, Wire rod & structural steel & flat products like strips of capacity-193000 TPA shall be achieved by modification and augmentation of existing 1x300 TPD rolling mill to 1x800 TPD rolling mill.

3. 2x100 TPD slag crusher to be operated environment friendly manner to convert steel slag into aggregate for use in construction industry, fine sand for use as flux in steel plant, sand in brick making and as lime in cement making as mentioned in EC conditions.

Adequate dust suppression system to be operated along with slag crusher to control fugitive dust emission.

4. Three tier Green Belt shall be developed in at least 33% of the project area, as committed, of adequate width and tree density shall not be less than 2500 per ha.

"This is computer generated document from OCMMMS by WBPCB"

WBPCB/7010905/2025

Page 4

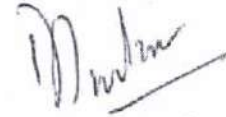


5.The unit shall submit details of activities undertaken as per public hearing issues raised and commitment made as per annexure-IV of EC issued by MoEF & CC vide EC Identification No. EC23A1008WB5435864N, File No. IA-J-11011/679/2008-IA-II(IND-I) dated 20.03.2025 within 30 days from the issuance of this CTO.

All other conditions as stipulated in the above mentioned EC to be strictly complied with.

Any violation of the aforesaid conditions shall entail cancellation of this Consent for Operate.

For and on behalf of West Bengal Pollution Control Board



07/08/2025

**Chief Engineer
Environment Impact Management Cell**



"This is computer generated document from OCMMS by WBPCB"

WBPCB/7010905/2025

Page 5



Annexure -23
(Decarbonisation Report)

DE-CARBONISATION PROGRAM

FOR



M/s Maithan Steel & Power Ltd

At
Nakrajoria, Tehsil Salanpur,
Dist. Paschim Bardhaman,
West Bengal

Prepared by



J.M. EnviroNet Pvt. Ltd.

Emaar Digital Greens, Tower - B, Unit No. 1517,
Golf Course Ext. Road, Sector - 61, Gurugram (Haryana) - 122 011

Date of Site visit: 14th-15th, May 2024





years of

J.M. ENVIRONET PVT. LTD

CIN No.: U45201RJ1993PTC0074

PREFACE

As per the EC condition VII (ii), "The project proponent shall prepare GHG emissions inventory for the plant and shall submit the programme for reduction of the same including carbon sequestration including plantation", an audit for preparation of decarbonization plan was conducted by the experts from JM EnviroNet Pvt. Ltd on 14th and 15th of May, 2024.

Environmental Auditor	JM EnviroNet Pvt. Ltd.
Client	M/s Maithan Steel & Power Ltd.(MSPL) At NakraJoria, PS- Salanpur, Dist:-Burdwan(W), WB
Report compiled by	JM EnviroNet Pvt. Ltd. Unit 1517, 15th Floor, Tower B, Emaar Digital Greens, Sector 61, Gurgaon, Haryana
Audit date	14 th and 15 th of May, 2024

[Handwritten signature]

Regd. Office

Jaipur Centre, 403, 4th Floor,
B2 Bye pass, Tonk Road, Jaipur-302018 (Rajasthan) India
E-mail: jmenviro@hotnail.com www.jmenvironet.org

Corporate Office

Emaar Digital Greens, Tower-B,
Unit No.1517, Golf Course Ext. Road,
Sector-61, Gurugram-122011 (Haryana) India

TABLE OF CONTENTS

PART I	Page
1. Introduction	3
2. Carbon Emissions - Scopes	3
3. Methodology of GHG Emission Calculations	4
4. Carbon Neutrality.	5
 PART II PROJECT DETAILS	
1. Type of the Project	6
2. Magnitude of the Operation	6
3. Material Requirements of the Project	6
4. Major Equipment and machinery	8
5. Solid and HW Waste Management	9
6. Green Belt	10
7. HSD Consumption	10
8. Fire Extinguishers	10
9. Refrigerant Consumption	10
 PART III GHG INVENTORISATION AND MITIGATION STRATEGY	
1. Identification of GHG Sources .	11
2. Selection of GHG Quantification methodology and Summary of Emissions	11
3. Carbon Sequestered in green belt	12
4. Time bound action plan to reduce carbon intensity of the project/supply chain and details of measures considered for reducing GHG emissions and Energy Transition pathway from fossil fuel to renewable energy)	13
5. Summary of GHG Emissions	15
6. GHG Reduction Strategy	16
7. Quality Control	16
8. Reporting.	16

PART I

1.1 Introduction

United Nations Intergovernmental Panel on Climate Change (IPCC) has issued warning that the Climate Resilient Development is difficult at the present levels of temperature of the globe. If the global warming results in temperature increase beyond 1.5°C (2.7°F), further energy intensive development will be extremely difficult. This significant conclusion emphasizes the need for a climate policy that prioritizes equity and justice, adequate finance, technology transfer and interventions, political commitment, and collaboration, which necessarily shall contribute to more successful climate change adaptation and emissions reductions.

Steel plays a crucial role in building a sustainable global economy, but its manufacturing is the fifth largest contributor to global GHG emissions. De-carbonization of the steel sector is therefore a global concern and a big challenge. This industry is under tremendous pressure to improve upon its energy intensity to reduce GHG emissions and to further utilize CO₂ captured for useful purposes or go for long term sequestration to fix it in nature's cycle.

This report describes the methods for GHG inventorisation for an existing establishment of a steel plant of M/s Maithan Steel & Power Limited at West Bengal and the measures proposed to be adopted to mitigate GHG emissions from the projectand supply chain.

1.2 Carbon Emissions: different scopes of emissions

According to the Organizational Foot Printing Standard -ISO 14064-1, GHG emissions are categorized into 3 scopes:

Scope-1 emissions:

This includes the direct emissions that result from activities within the organization's control, e.g., on-site electricity generation, combustion in furnaces, heating/cooling operations at site; company-owned vehicles, fugitive emissions (e.g., refrigerants, emissions from fire extinguishers, refrigerators, circuit breakers etc.).

Scope 2 emissions:

This includes indirect emissions from any electricity or heat or compressed air consumed that has been imported from outside the factory.

Scope 3 emissions:

This includes all of the indirect emissions that occur in the value chain, weighted according to the company's contribution, e.g., purchased goods and services, employee commuting, business travel, upstream emissions from fuel extraction, waste management, T&D losses and electricity consumption and Ozone Depleting Substances refill for Work from Home. Scope 3 emissions are a consequence of the activities of the company, but occur from sources not owned or controlled

by the company. Some examples of Scope 3 activities are extraction and production of purchased materials; transportation of purchased fuels & raw materials and use of products and services from outside. There are generally following categories of activities under Scope 3 :

- Category 1: Purchased goods and services.
- Category 2: Capital goods purchased.
- Category 3: Upstream transportation and distribution.
- Category 4: Solid Waste disposal outside plant premises.
- Category 5: Business travel.
- Category 6: Employee commuting.
- Category 7: Upstream leased assets.
- Category 8: Downstream transportation and distribution.
- Category 9: Processing of sold products.
- Category 10: Use of sold products.
- Category 11: End-of-life treatment of sold products.
- Category 12: Downstream leased assets.
- Category 13: Franchises.
- Category 14: Investments.
- Category 15: Emissions during "Work from Home", etc.

According to the GHG Corporate Protocol, all organizations should quantify Scope 1 and 2 emissions when reporting and disclosing GHG emissions, while quantification of Scope 3 emissions is voluntary and may be reported by companies to identify the greatest GHG reduction opportunities across their value chain which in turn makes business activities more sustainable and competitive. Latest trend in the industry is to quantify GHG emissions for Scope 3 as far as possible.

1.3 Methodologies for GHG Emission calculations :

Scope 1

The methodology used for GHG emissions calculations for use of fossil fuels and refrigerants is briefly described in IPCC emission factor guide book available on IPCC website and or GHG protocol website for different types of fuels ie, coal, coke, liquid fuels, NG, LPG, LNG, ODS etc. Emission Factors are available from the following reference attached as **Annexure I**;

https://www.epa.gov/sites/default/files/2021-04/documents/emission-factors_apr2021.pdf

Scope 2: External Electricity Consumption:

This may be noted that emission factor for electricity, can be obtained from CEA web site given below (Attached as **Annexure II**); The average grid factor for India for 2023-24 is 0.716 TCO₂ per MWH.

https://cea.nic.in/wp-content/uploads/tpecc/2022/02/User_Guide_ver_17_2021.pdf

3

For imported steam and compressed air, the supplier of these utilities should provide information on CO₂ emission per NM³ of steam or compressed air.

4

Scope 3:

Upstream Transportation and Distribution: Emissions due to upstream transportation in tCO₂e = "Total distance travelled * Emission Factor". The emission Factors are available in **Annexure III**:

Downstream Transportation and Distribution: Emissions due to downstream transportation of products in tCO₂e = "Total distance travelled * Emission Factor" but the same has not been considered in present scope as the destinations for the products after leaving the factory gate are not available. Scope 3 emissions for employees commute based on certain assumptions are presented in spreadsheets attached.

1.4 Carbon Neutrality

Carbon neutrality refers to a balance between carbon emissions and carbon absorption from the atmosphere in carbon sinks. General strategy to be adopted by the project proponent to reduce GHG emissions and absorb carbon in its business operations as a Group is defined below:

Scope 1 Emissions Reduction

- a. Reduce fuel consumption and improve operational energy efficiency.
- b. Capital investments in newer, more energy-efficient equipment/technologies to lower operating costs while also lowering emissions.
- c. Conducting energy audits at workplaces where electricity and fuel consumption is high in order to identify better alternatives and save money on energy consumption.
- d. For carbon neutrality, REC may be considered to be purchased based on calculated footprint. REC's are electronic certificates issued for greenhouse gas emission reductions from CDM project activities or programmes of activities (PoAs) in accordance with CDM rules and requirements.

Scope 2 Emissions Reduction

It may be noted that when Project Proponent buy Renewable Energy credits (RECs), they would enable more clean energy projects to supply power to the grid where they operate. Grid operators want to buy the cheapest power possible because energy from wind and solar plants is frequently less expensive than energy from coal-burning plants. As a result, by purchasing RECs, Project Proponent shall effectively be reducing carbon emissions by reducing brown power intake from the grid.

Scope 3 Emission Reduction

Optimisation of employee commute, business travel, and rail transport, local out sourcing are some of the measures taken to reduce scope 3 emissions. Vocal for local is the business policy of Proponent.

PART II

PROJECT DETAILS

2.1 TYPE OF THE PROJECT

M/s Maithan Steel & Power Limited is presently operating 3,75,000 TPA Steel Melting Shop (4 x 15 TLF & 3 x 20 TLF with matching LRF & CCM), 2,97,000 TPA Rolling Mill with 33,000 TPA Cold Drawing Workshop at Nakrajoria, P.S-Salanpur, District Paschim Bardhaman, West Bengal. Total plant area is 10.27 hectares:

2.2. MAGNITUDE OF THE OPERATION

Size or magnitude of operation for the project is given below:

Table: 2.1 Details of expansion

Units	Existing Configuration	Capacity in TPA	End use
SMS (IF, LRF & matching CCM)	4 x 15T IF, 3 x 20T IF, With matching LRF + 2 CCM	3,75,000 Billets	Rolling Mill & Sale
Rolling mill	1 x 300 TPD, 1 x 600 TPD	2,97,000 Long & Flat product	Sale
Cold Drawing Workshop	1 x 100 TPD	33,000 Cold drawn Torkari, Black Wire, Nails, corrugated sheets, Wire Mesh, MS Pipes & structural Tubes etc.	Sale

Source: EIA Report

2.3. REQUIREMENTS FOR THE PROJECT

The project requirement such as raw material, fuel, water, steam, power, manpower with source of supply is described in the section below:

2.3.1. Raw Material Requirement for the Project

The basic raw material for the manufacturing of Steel is Sponge Iron & Pig Iron which are being/will be sourced from MSPL (Unit-I)/nearby local market by road. Details regarding quantity of raw materials required their source along with mode of transportation for proposed expansion project have been tabulated below.

Table 2.2 Raw Material Requirement

Name of the Raw Materials	Estimated Quantity (TPA)	Source	Mode of Transportation	Distance from Project Site (Km)
	As per existing project Total			
Sponge Iron	3.70,000	Maithan Steel & Power Limited (Unit-I) & Local Market	Road	30 Km
Pig Iron	35,500	Local	Road	50 Km
Scrap	20,000	Local/Own	Road	30 Km
Low Carbon Steel material/Wire Rods & flats	33,000	Local	Road	30 Km

2.3.2. Water Requirement

Water requirement for the plant is 1250 KLD (Daily make up water requirement is 1015 KLD & Recycle water is 235 KLD) for current operational plant, for which water is drawn from water reservoir/pond inside the plant.

2.3.3. Fuel Requirement

The reheating furnace is not considered as per EC

2.3.4. Power Requirement & D.G set Details

The power requirement of the existing project is 44 MVA.

Source:- Damodar Valley Corporation (DVC).

2.3.4.1. DG Set Details

The company has already installed DG Sets of capacity 1x380 KVA (Stack height of 14.5 m) and 2x750 KVA (Stack height of 12 m) for emergency purpose only

S.No	DG Sets	Fuel Consumption (liter/year)	Operating hours per year
1	380 KVA	1003	32.6
2	750 KVA	6775	92
3	750 KVA	11605	126.1

2.3.5. Manpower Requirement

Manpower of the existing plant is 550 persons (400 persons regular & 150 persons contractual).

2.4. MAJOR EQUIPMENT AND MACHINERIES

2.4.1. Technology & Process Description

The plant consists/ consist of 3 units viz.

- A. Steel Melting Shop (SMS):
- B. Rolling Mill:
- C. Cold Drawing Workshop

A. Steel Melt Shop (SMS)

It consists of:

- 4 x 15 T & 3 x 20 T capacity Induction Furnaces.
- Daily production is $(4 \times 15 \text{ T} + 3 \times 20 \text{ T}) \times 10 \text{ Nos. of Heat} = 1200 \text{ MT / Day}$
- Yearly production is $1200 \text{ MT} \times 312.5 \text{ days} = 3,75,000 \text{ TPA}$

Raw Material Requirement

Raw material balance for SMS

S. No.	Name of the Raw Materials	As per EC accorded project (TPA)	Name of the product, by-product, waste generated	As per EC accorded project (TPA)
1.	Sponge Iron	3,70,000	Billet	3,75,000
2.	Scrap	20,000	IF Slag	45,500
3.	Pig Iron	35,500	IF Dust	5,000
4.	Pet Coke*	3700	CO ₂	-
	Total	4,27,720	Total	4,25,500

* Sponge Iron contains approximately 7 % FeO which needs to be reduced in Induction Furnace. Generally pet-coke is added in Induction furnace to reduce FeO and to adjust the carbon in the steel. The quantity of Carbon required to reduce FeO and adjust carbon in the metal in one ton of metal Iron is approximately 10 kg/ton liquid metal. Hence nearly $(375000 \times 10 / 1000) = 3750 \text{ Ton/Year}$ of Pet coke shall be used. It is assumed that majority of this coke shall get converted to CO₂.

B. Rolling Mills

- Major Equipment & Specifications/Scope of Supply –
- 1 x 300 TPD & 1 x 600 TPD Rolling Mills are installed.
- The total production capacity is $[(300 \text{ T} + 600 \text{ T}) \times 330 \text{ (working days)}] = 2,97,000 \text{ TP}$

Raw material balance for Rolling mill

Sr. No.	Name of the Raw Materials	As per EC accorded project (TPA)	Name of the product, by-product, waste generated	As per EC accorded project (TPA)
1.	Billet	3,00,000	TMT Rod, MS Round, Wire rod, strips and structural steel & flat products like strips etc.	2,97,000
2.	-	-	End cut/Mill scale	3,000
	Total	3,00,000	Total	3,00,000

C. Cold Drawing Workshop:

• **Production Capacity from Cold Drawing Workshop:**

- Production from existing 100 TPD Cold Drawing Workshop = $100 \text{ T} \times 330$ (considering 330 working days) = **33,000 TPA**..... (i)

Raw material balance for Cold drawing workshop

S. No.	Name of the Raw Materials	As per EC accorded project (TPA)	Name of the product, by-product, waste generated	As per EC accorded project (TPA)
1.	Low Carbon steel material/ Wire rod	33,000	Torkari, black wire, nails, corrugated sheets, Wire mesh, MS pipes & structural tubes etc.	33,000

2.5. Solid & Hazardous Waste Management

The details are tabulated below: -

8

Table 2.7- Solid & Hazardous Waste Quantity & Management Scheme

S. No.	Solid Waste	Quantity in TPA (as per existing project) (a)	Utilization Measures
1	IF Slag	45,500	Can replace 30 % concrete aggregate & landfill after iron recovery.
2	IF Dust	5,000	Reused in process
3	Mill scale/End Cut	3,000	To be recycled to IF as charge for melting.
4	MS Scrap	Varying Quantity	Recycled within the plant

9

Hazardous wastes like used oil (Consented quantity 0.178 TPA) is at present supplied to authorized recyclers. Waste or residue containing oil (Consented quantity 0.01 TPA) like cotton waste/jute containing oil are disposed to CHWT/SDF. Hazardous Waste Authorization certificate is obtained from concerned department of WBPCB Vide Authorization memo no: 10/25 [HW]-4406 /2020 dated 28.01.2021, which is valid up to 30.10.2025.

2.6. Greenbelt Development & Plantation

Existing Plant area is 10.27 ha (25.38 acres). Existing greenbelt area is 4.3 hectares (41 % of the total area). Presently, 7189 trees i.e., ~1671 trees/ha have been planted so far.

Action Plan for Greenbelt Development for Proposed Expansion

Description	Existing
Total Plant Area	10.27 ha
Total Area under Greenbelt	4.3 ha= 10.9 acres
No. of Plants	7,189
Trees/ha	1671 trees/ha*
Percentage	41 % of Existing Plant area

***In the existing plant area tree density will be increased upto 2500 trees/ha in this monsoon season.**

2.7. Fire Extinguishers

- Assumed 500 Nos of 9 kg each of CO₂ Type

2.8. Refrigerant Consumption

- 500 TR for cooling assumed.
- 500 x 0.5 kg/t - refrigerant consumption , R407 with GWP of 1627 kg/kg.

PART 3 - GHG INVENTORISATION AND MITIGATION STRATEGY

3.1 **Carbon Reduction**- General strategy to be adopted by project proponents to reduce GHG emissions and absorb carbon as explained earlier in Part 1 is defined below:

Scope 1 Emissions Reduction Tips (Generic)

- a. Reduce fuel consumption and improve operational energy efficiency.
- b. Capital investments in newer, more energy-efficient equipment/technologies in future to lower operating costs while also lowering emissions.
- c. Conducting energy audits at workplaces where electricity consumption is high in order to identify better alternatives and save money on electricity consumption.
- d. For carbon neutrality, CER may be considered to be purchased based on calculated footprint. CERs are electronic certificates issued for greenhouse gas emission reductions from CDM project activities or programmes of activities (PoAs) in accordance with CDM rules and requirements.
- e. Use of solar power in the plant

Scope 2 Emissions Reduction

It may be noted that when project proponents buy Renewable Energy credits (RECs), they enable more clean energy projects to supply power to the grid where they operate. Grid operators want to buy the cheapest power possible because energy from wind and solar plants is frequently less expensive than energy from coal-burning plants. As a result, by purchasing RECs, project proponents shall effectively be reducing carbon emissions by reducing brown power intake from the grid.

Scope 3 Emission Reduction

Optimization of employee commute, business travel, rail transport, local Out sourcing are some of the measures taken to reduce Scope 3 emissions. **Vocal for local** should be the business policy of Proponents.

3.2 Identification of GHG Sources in the Plant

3.2.1 The GHG emission and removal activities of the proposed plant in general, are presented in the table below:

S. No.	GHG Emission related Activity	Scope
1	Diesel Consumption in DG Sets	Scope 1
2	CO2 type fire extinguishers refilled	Scope 1
3	Use of Refrigerants in AC and Refrigerators.	Scope 1
4	Electricity purchased from grid	Scope 2
5	Employees Commute	Scope 3
6	Transportation of Raw materials from nearest Source	Scope 3

	to the Plant	
7	Any other activity from Section 2 Scope 3 of Part I of this report	Scope 3
8	Green Belt credits	Scope 1

3.2.2 Likely Credits/Removal Activities

- a) Green Belt Development.
- b) 100 % Solid Waste utilization as Substitute to valuable minerals
- c) Use of Renewable Energy (5% REC credits) and Solar Energy
- d) Waste heat recovery from IF
- e) Plantation outside the factory premises.
- f) Rainwater harvesting.
- g) CO2 Capture and Storage.

3.3 Carbon Sequestered in green belt

Existing Plant area is 10.27 ha (25.38 acres). Existing greenbelt area is 4.3 hectares (41 % of the total area). Presently, 7189 trees i.e., ~1671 trees/ha have been planted so far.

Action Plan for Greenbelt Development (Time Schedule)

Description	Existing
Total Plant Area	10.27 ha
Total Area under Greenbelt	4.3 ha= 10.9 acres
No. of Plants Existing	7,189
Trees/ha	1671 trees/ha (1671/2.54=658 Nos.Acre)
Plantation this monsoon to make it 1000 trees per acre	3711 Nos
Total Plantation in 10.9 Acres land	10900 Nos
Percentage	41 % of Existing Plant area

The plantation and green belt development will also be taken care in the plant and the space reserved for plantation will be more than 41% of the total plant area. Project Proponent will take-up extensive green belt development by planting about 1000 trees per Ac. it has been proposed to develop 10 meters wide green belt along the periphery inside the factory premises.

Carbon Sequestration in Green Belt

On an average, one acre of new forest can sequester about 2.5 tons of carbon annually. **Young trees absorb CO2 at a rate of 6 kg per tree each year.** Trees reach their most productive stage of carbon storage at about **10 years at which point they are estimated to absorb 22 kg of CO2 per year.** At that rate, they release enough oxygen back into the

atmosphere to support two human beings. Planting 100 million trees could reduce an estimated 18 million tons of carbon per year and consequently save consumers \$4 billion each year on utility bills.

<http://urbanforestrynetwork.org/benefits/air%20quality.html>

Carbon Calculations

(a) Existing Carbon- 7189 trees in 10.9 Acres :

Carbon per tree @ 6 kgs/tree/year: Age of Trees- 2 years

Total Existing Carbon- 7189 Nos x 6 kg x 2 = 129,402 kgs= **85.5 tons**

(b) In 10 years- Additional trees to be planted to make it 41%= 1000 Nos/Acre- 658)=342 Nos.

Carbon after 10 years in 10.9 Acre having 10900 Trees.

Assuming Avg for Carbon sequestration per tree as 16 kg/tree= Total at 10th year =10900x16 =**174.4 Tons/year**

(c) **Subsequently** after 10 years there would be an addition of 10900x22 kg=**240 Tons year**

3.4 Time bound action plan to reduce carbon intensity of the project/supply chain and details of measures considered for reducing GHG emissions and Energy Transition pathway from fossil fuel to renewable energy)

a. Reduction in carbon intensity in Project and Supply Chain and Measures considered for reducing GHG emissions

The proposed project has been implemented using state-of-the art technologies for optimum consumption of fossil fuel based energy and other resources. In addition, a very compact layout has been planned for the project to minimise in plant transportation and handling of raw materials and products. All raw materials and utilities shall be purchased from vendors/partners after ensuring that they also follow sustainable environment and energy management practices. The plant shall is certified to ISO 14001 .

The fines and scrap generated during the process are being recycled within the plant for use in the production process. Water consumption would also be optimized to reduce pumping energy consumption. Energy conservation and energy recovery facilities has been installed along with main plant and equipment shall be commissioned with the main plant. These facilities are summarized below:

1. Installation of LED lights and solar power generation on Roof Tops.
2. Use of variable speed drives to reduce power consumption in units operating on variable loads.
3. Use of large capacity loaders, dumpers, ladles and transport vehicles to reduce fuel consumption.
4. Waste heat recovery for Charge preheating is being explored although for such small IF's it is not in practice in India.
5. Maximum solid waste utilization to conserve resources by installation of briquetting facilities for fines collected from PCDs and road /floor sweepings.
6. Use of Slag in construction to enhance circular economy and reduce the emissions in cement sector thereby PP can claim credits for such sold quantities as per applicable emission factors).

Carbon Sequestration

Carbon sequestration offers greater hope for addressing the issue of controlling Global Warming. The following practices shall be adopted by PP to initiate carbon sequestration:

1. In immediate future 41 % percent of the plant area shall be covered under green belt with tree density of 1000 trees per acre.
2. Plant authorities are exploring possibility to initiate community Plantation to increase carbon sequestration. It is estimated that in next 5 years 10000 trees shall be planted in the community that would sequester nearly 200 tons CO₂ per year in addition to the green belt (41%) inside the steel works. This is scope three credit

Maithan Steel Plant remains committed to the nation's pledge of achieving carbon neutrality by 2070. Even after 2030, we will continue our efforts to bring down the emission intensity at the same or much faster rate.

(b) Energy Transition pathway from fossil fuel to renewable energy

The use of green hydrogen as fuel could help phase out coal and enable India to move towards net-zero emissions. India has announced its commitment to reach net-zero greenhouse gas (GHG) emissions by 2070. Maithan Steel operate induction furnaces and the metallics for the furnace are procured from its sister concern nearby.

Sister concern, the source of Sponge Iron is planning in future the use of pellets in SI kilns that would reduce the specific CO₂ emission in Sponge Iron Making affecting Scope 1 emissions significantly.

It may be noted that Scope 2 emissions from the plant are about 81%. This is due to heavy dependence on coal based electricity from DVC. Maithan steel is commitiing itself to reduce dependence on Coal based Grid Electricity by purchasing Renewable Energy Credits (REC) to the extent of **5 % of its total consumption that shall reduce 5 % of scope 2 emissions**. This is considered under credits in the next section.

Solar Plant of 1 MW in Future.

It is also Planned to install a one MW Solar Power Plant in future. This would save nearly $(1 \times 350 \text{ days} \times 0.22 \text{ availability} \times 24 = 1848 \text{ MWH} = 1.848 \text{ GWH} \times 716 \text{ T/GWH Emission Factor} = 1323.2 \text{ T CO}_2/\text{year}$

The steel making route followed by Maithan Steel at present can not use hydrogen. There is no technology available to use hydrogen in induction furnaces.

3.5 Summary of GHG Calculation:

SUMMARY OF GHG EMISSIONS FROM EXISTING AND EXPANSION PROJECT

Existing Plant	
	Unit- T CO2 /Year
STEEL SECTION	
Scope 1 Process Emissions	61760
Scope 1 Fuel at Site and AC? Fire Extinguishers	632.00
Scope 2 Grid Electricity	264634
TOTAL	327026.00
Credits	253450
Credit % REC	13231.72
Credit Solar Power	1323.2
Net CO2 Emissions	73576.00
Crude Steel Production TPA	375000
Specific CO2 Emission, tCO2/tes	0.20
C. SCOPE 3 EMISSIONS.	
Employees Commute	0.121
Transport of Raw Materials to Steel Plant	0.670
Credit for community Plantation, t/yr	240

Detailed calculations are furnished in Excel Sheet Attached.

3.6 Quality Assurance /Quality Control

To ensure the credibility of the inventory, rigorous QA/QC procedures shall be followed to ensure the accuracy, transparency, and verifiability of the estimates.

The following issues shall be addressed:

1. PP shall ensure that the best and most accurate emission factors are being used. Custom emission factors shall be calculated as far as possible. The methodology used to compute the company or plant specific custom emission factors shall be documented and strictly followed with necessary QA/QC checks, in line with IPCC guidelines.
2. The coke and petroleum consumption on a company-wide basis is assumed and used to estimate the mass of reducing agent.
3. Plant and company-wide activity data shall be checked to ensure that there is no double accounting.
4. Experts involved in GHG accounting shall be trained to account for energy consumption as per WSA and BEE guidelines.

3.7 Reporting and Documentation

Maithan Steel is interested in auditing and certifying their GHG emissions. In order to ensure that estimates are verifiable, quantitative input data used to develop emission estimates shall be clearly documented, including listing of the relevant year. Records shall be maintained. Standard Operating Procedure shall be developed for calculations and data collection for verification and auditing of GHG inventory.

Fuel Consumption											
DG Sets											
S.No	DG Sets	Fuel Consumption LDO (KL/year)	Density of Fuel	Net Weight (T)	NCV KCal/kg	Emission Factor (TCO2/LJ)	CO2 Emission (tons/yr)	CH4 Emission (Tons/Yr)	N2O Emissions (Tons/Yr)	Total CO2	
1	500 KVA	1.013	0.83	0.85	10000	74	2.58	2.61	0.33	11.42	
2	750 KVA (S/M/S/2)	6.775	0.83	5.62	10000	74	17.43	17.65	42.07	77.15	
3	750 KVA (S/M/S/2)	11.005	0.83	9.17	10000	74	29.86	30.25	72.06	132.15	
	TOTAL	19.383		16.07			49.88			220.72	
Fuel used by plant											
S.No	Consumption Area	Quantity (KL/year)	Density of diesel	Net Weight, T	NCV KCal/kg	EF on NCV, 14 O ₂ /per LJ	Emissions, CO2, T	CO2e of CH4 Emission (Tons/Yr)	CO2e of N2O Emissions (Tons/Yr)	Total CO2	
	Plant	0	0.83	0	10000	74	0.00	0.00	0.00	0.00	
Fire Extingisher											
S.No	Quantity	Capacity (kg)	CO2 Emission (Tons/Yr)								
1	500	11	4.5								
Refrigerant											
S.No	Load (Ton of Refrigeration)	Conversion Factor (kg/Tons)	Emission Factor (for R1-407)	CO2 Emission (tons/year)							
1	500	0.5	10.27	496.75							
	TOTAL CO2 Emission			632.00							
TOTAL Scope 1 CO2 Emission							632.00	EF for CH4	EF for N2O		

Particulars	Units	Power
Power from Grid and Captive Power (coal)	MW	44
EF	Ton CO2 / MWh	0.716
Operating Hours	Hours (350 * 24)	8400
Total Emissions	Ton CO2/year	264634

Scope 3 CO2 Emissions								
Employee Commuting								
S.No	Mode of Transport	No. of Commuters	Distance Travelled (km)	Emission Factor CO2 (gm/km)	CO2 Emission (tons/year)	CO2e of CH4 Emission (Tons/Yr)	CO2e of N20 Emissions (Tons/Yr)	Total CO2
1	Bike	100	20	0.11	0.077	0.0035	0.0004	0.0809
2	Car	50	20	0.11	0.0385	0.00175	0.000175	0.040425
	Total							0.1213
Transportation of raw materials								
S.NO	Raw Material	Quantity (tons/yr)	Mode of Transportation	Distance (Km)	CO2 Emission (Tons/ Yr)	CO2e of CH4 Emission (Tons/Yr)	CO2e of N20 Emissions (Tons/Yr)	Total CO2
1	Sponge Iron	370000	Road	30	0.4995	0.004995	0.00333	0.5078
2	Pig Iron	35500	Road	50	0.080	0.00079875	0.0005325	0.0812
3	Scrap	20000	Road	30	0.027	0.00027	0.00018	0.0275
4	Low Carbon Steel	33000	Road	30	0.04455	0.0004455	0.000297	0.0453
5	Pet Coke	3750	Road	50	0.00844	0.000084375	0.00005625	0.0086
	Total							0.6704

Total Scope 3 Emission

0.792

Credits				
Particular	Quantity	Emission Factor	CO2 Credits	Use
IF Slag (Tons/yr)	45500	0.3	13650	Construction
Green Belt , Trees	10900	22	239800	
TOTAL			253450	

Credit 5 % REC

SMS				
S.NO	Raw Material	Quantity (tons/yr)	Emission Factor	CO2 Emission (Tons/ Yr)
1	Sponge Iron	370000	0.128	47360
2	Pig Iron	35500	0.05	1775
3	Scrap	20000	0.05	1000
4	Pet Coke	3750	3.1	11625
TOTAL				61760

**SUMMARY OF GHG EMISSIONS FROM EXISTING AND
EXPANSION PROJECT**

Existing Plant

Unit- T CO2 /Year

STEEL SECTION

Scope 1 Process Emissions	61760
Scope 1 Fuel at Site and AC? Fire	632.00
Scope 2 Grid Electricity	264634
TOTAL	327026.00
Credits	253450
Credit % REC	13231.72
Credit Solar Power	1323.2
Net CO2 Emissions	73576.00
Crude Steel Production TPA	375000
Specific CO2 Emission, tCO2/tes	0.20

C. SCOPE 3 EMISSIONS.

Employees Commute	0.121
Transport of Raw Materials to Steel Plant	0.670
Credit for community Plantation, t/yr	240

Annexure -24
(On Site Emergency Plan)




MAITHAN STEEL & POWER LIMITED


P.O.:- Bonra, P.S.:- Neturia - 723121, Dist.:- Purulia (WB)

HAZARD IDENTIFICATION AND RISK ASSESSMENT (HIRA) AND ONSITE EMERGENCY PLAN

Prepared & Checked By



Mr. Gulshan Prajapati
Safety Officer-HSE

Initiated By


Mr. Sourav Agarwal
Factory Manager



Approved By
For MAITHAN STEEL & POWER LTD.


Mr. Mritunjoy Chandra

Director

TABLE OF CONTENTS:

PURPOSE.....	03
OBJECTIVES.....	03
SCOPE.....	03
PROCEDURE.....	03
ABBREVIATIONS.....	03
EMPLOYEE RESPONSIBILITIES.....	04
DEFINITION OF ENVIRONMENTAL RISKS.....	04
ASSOCIATED STUDIES.....	05
➤ HAZARD OPERABILITY STUDY (HAZOP)	
➤ HAZARDOUS AREA CLASSIFICATION (HAC)	
➤ FIRE RISK ASSESSMENT (FRA)	
RISK MANAGEMENT PROCESS.....	05
HAZARD IDENTIFICATION AND RISK ASSESSMENT (HIRA).....	06
MAN-MACHINE INTERFACE (MMI).....	07
JOB SAFETY ANALYSIS (JSA).....	08
OVERALL RISK MANAGEMENT PROCESS.....	09
CHECKLIST OF POTENTIAL HAZARDS.....	10
HIERARCHY OF CONTROLS.....	10
SEVERITY RATING.....	11
LIKELIHOOD RATING.....	11
RISK MATRIX.....	11
RISK RATING.....	12
CLASSIFICATION OF MAJOR HAZARDOUS SUBSTANCES.....	12
HAZARD ASSESSMENT AND EVALUATION.....	13
PRELIMINARY HAZARD ANALYSIS.....	13
FIRE EXPLOSION AND TOXICITY INDEX (FE&TI) FOR STORAGE UNIT.....	14
FAILURE MODE EFFECT ANALYSIS FOR PROCESS UNITS.....	15
FMEA IMPLEMENTATION.....	15
RISK CALCULATION & PROPOSED MITIGATION MEASURE.....	15
SAFETY MEASURES.....	17
PROVISION OF PPE'S.....	17
LOADING AND TRANSPORTATION OF MATERIALS.....	17
OPERATING MACHINERIES.....	17
VEHICULAR TRAFFIC.....	18
OBJECTIVES OF ON SITE EMERGENCY PLAN.....	18
EMERGENCY ORGANISATION.....	18
KEY PERSONNEL & THEIR RESPONSIBILITIES.....	18

SCOPE:

The purpose of this procedure is to:

1. Ensure that risk management is embedded in MSPL Company's culture and practices;
2. Ensure a systematic approach to risk management;
3. Ensure that hazards are identified, risks are evaluated and appropriate control measures are implemented and monitored;
4. Describe specific risk assessment methodologies that can be applied and against which compliance can be measured.

OBJECTIVES:

The objectives of environmental risk assessment are governed by the following, which excludes natural calamities:

- ✓ Identification of potential hazardous areas so that adequate safety measures can be adopted to reduce the likelihood of accidental events.
- ✓ Identification of the stakeholders and evaluation of their risk along with proposing adequate control techniques.
- ✓ Managing the emergency situation or a disastrous event, if any, during the plant operation.

SCOPE:

This procedure shall apply to all workplace hazards and risks, and all activities are undertaken by MSPL and include:

1. The routine, and non-routine, activities of all persons having access to the workplace;
2. Hazards associated with plant, machinery, and equipment;
3. Hazards associated with substances and materials in the workplace;
4. Hazards originating outside of the workplace that could adversely affect the work environment;
5. Hazards associated with inclement weather or emergency situations;
6. The complete lifecycle of facilities from specification through to decommissioning and disposal.

PROCEDURE:

Abbreviations:

ALARP:	As Low As Reasonably Practicable
FRA:	Fire Risk Assessment
HAC:	Hazardous Area Classification
HAZOP:	Hazard and Operability Study
HIRA:	Hazard Identification and Risk Assessment
JSA:	Job Safety Analysis
HSE:	Health, Safety and Environment
MAWP:	Maximum Allowable Working Pressure
MMI:	Man-Machine Interface
MSDS:	Material Safety Data Sheet
OEM:	Original Equipment Manufacturer
O&M:	Operations and Maintenance
PFD:	Process Flow Diagram
PPE:	Personal Protective Equipment
RACI:	Responsible, Accountable, Consulted, Informed
SOP:	Standard Operating Procedure

EMPLOYEE RESPONSIBILITIES:

All employees of the company are required to observe and abide by this procedure.

Definition of Environmental Risks:

The following terms related to environmental risks are defined before reviewing the environmental risks:

Harm:

Damage to the person, property, or environment.

Hazard:

Something with the potential to cause harm; this could be characteristics of material being processed or malfunctioning of the equipment. An environmental hazard is thus going to be a set of circumstances, which leads to the direct or indirect degradation of environment and damage to the life and property.

Risk:

The probability of the harm or like hood of harmful occurrence. Being released and its severity. Environmental risk is a measure of the potential threat to the environment, life and property.

Risk Ranking:

The numerical value is given to the level of risk based on the risk matrix.

Severity:

Severity describes the highest level of damage possible when an accident occurs from a particular hazard.

Probability:

- Probability is the likelihood or chance that the risk could arise.

Routine Activity:

Routine works are jobs and tasks done at certain defined intervals, to facilitate the normal operation of the plant.

Non-Routine Activity:

Non-routine work are jobs and tasks that are performed irregularly or being performed for the first time.

Since these tasks and jobs are not performed regularly, it can be difficult to understand all of the hazards associated with the job. Non-routine work includes jobs or tasks that are, (but not limited to):

- ✓ Performed infrequently
- ✓ Outside of normal duties
- ✓ Do not have a documented procedure
- ✓ Performed in a different way from the documented procedure
- ✓ Have never been performed before
- ✓ Routine tasks that carry a high level of risk



Controls:

Precautions put in place to reduce the risk.

Consequence:

Effect due to occurrence of the event, which may endanger the environment permanently or temporarily and or loss of life and property.

Environmental Disaster:

The consequence is so severe that it can extensively damage a one or all the four components of the environment namely a) Physic -Chemical b) Biological c) Human and d) Aesthetics

Residual risk:

Residual risk is the risk remaining, associated with a job or an activity after the precautions are taken.

Associated Studies:

There are a number of associated studies that are outside the scope of this procedure that can never the less provide useful input into the identification of risks and controls.

➤ Hazard Operability Study (HAZOP):

A HAZOP is a structured and systematic assessment of processes or operations to identify and evaluate problems that may represent risks to personnel or equipment by examining the impact of deviations from normal operations.

➤ Hazardous Area Classification (HAC):

A HAC assessment involves the evaluation of a manufacturing or process facility to identify areas where potentially flammable atmospheres can occur, to enable the selection of equipment that will minimize the chances of ignition.

➤ Fire Risk Assessment(FRA):

A FRA is used to identify what needs to be done to prevent fires and protect personnel. It is a structured process for identifying fire hazards, the personnel at risk and what can be done to eliminate or reduce the risks.

Risk Management Process:

The risk management process can be divided into five steps:

1. Identify the hazards.
2. Identify who is at risk or what can be damaged and how.
3. Evaluate the risk and identify any additional control measures necessary to reduce the risk to As Low as Reasonably Practicable (ALARP).
4. Implement control measures in the workplace.
5. Monitor and review the effectiveness of the control measures.

The aim should be to eliminate the hazard or risk wherever practicable. Where it is not possible to eliminate the risk then a hierarchy of controls can be applied ranging from substitution (i.e., the use of less hazardous substances, materials, equipment or processes), through to the application of engineering or administrative controls, and finally the use of personal protective equipment (PPE).

MSPL employs the use of three interrelated processes for the assessment and control of workplace risks:

1. Hazard Identification and Risk Assessment (HIRA);
2. Man-Machine Interface (MMI);
3. Job Safety Analysis (JSA).

At the highest level in the risk assessment hierarchy is the HIRA. This is used to evaluate the hazards, risks, and controls associated with MSPL facilities and jobs. The MMI and JSA processes shall be used to provide another level of detail.

Where the HIRA process identifies risks associated with the operation and maintenance of machinery then the MMI process shall be applied. This process is defined to specifically address the hazards, risks, and controls associated with operating and maintaining machinery.

Where the HIRA process identifies non-routine jobs, or jobs that have the potential for high severity consequences, then the JSA process shall be applied. This process breaks jobs up into a series of sequential activities and is used to assess the hazards, risks, and controls associated with each activity.

Hazard Identification and Risk Assessment (HIRA)

The objective of the HIRA process is to provide a systematic basis for the identification of hazards, risks, and controls associated with MSPL facilities and activities and to ensure that all risks are maintained ALARP that could occur as a result of failures in process, procedures, or equipment. Increasing industrial accidents, loss of life & property, public scrutiny, statutory requirements and intense industrial processes, all contribute to a growing need to ensure that risk management is conducted and implemented. It is intended to be a working document that MSPL personnel can use to help them understand the workplace risks and manage them effectively. The identification, implementation and, maintenance of effective controls is key to ensuring that all work place risks are appropriately managed. Employee and contractor participation, consultation and communication are key to a successful outcome.

Applicability

The HIRA process shall address:

1. Routine, and non-routine, activities;
2. Hazards associated with plant, machinery, and equipment;
3. Hazards associated with substances and materials in the workplace;
4. Hazards originating outside of the workplace that could adversely affect the work environment;
5. Hazards associated with inclement weather or emergency situations;
6. The complete life cycle of facilities from specification through to decommissioning.

The HIRA process can be broken down into the following basic steps:

1. Select the job which is to be considered.
2. Describe the job which is to be carried out.
3. Brainstorm all the potential hazards and risks associated with the job.
4. For each credible risk define the worst-case outcome and the existing controls.
5. Assess the probability, severity, and level of risk with the existing controls in place.
6. Agree on any remedial actions or additional controls required.
7. Assess the residual risk following the implementation of the proposed actions or controls.
8. Select the next area of the plant or the next job until the HIRA is complete.

The checklist of potential hazards and controls can be used by HIRA assessment teams. This checklist is only intended to be prompt and is not a substitute for the effective implementation of the HIRA process by knowledgeable and experienced personnel. The teams should have access to any supporting information or documentation that might add value to the assessment such as details of previous incidents, Process Flow Diagrams (PFDs), Material Safety Data Sheets (MSDS) plant layouts, etc.

The MSPL qualitative risk matrix shall be used to assess the probability of occurrence and potential severity of the scenarios considered, which will, in turn, define the level of risk (i.e., no risk, low risk, medium risk or high risk). The risk is assessed based on the potential impact on people, assets, the environment, and company reputation.

Risk Acceptance

Based on the risk level, as derived from the MSPL risk matrix and assigned during the HIRA assessment, the following actions shall be taken to ensure effective risk management.

High Risk

If the residual risk is high, then the operation or activity shall be stopped until additional controls can be implemented or an alternative process or activity can be found that will reduce the risk to an acceptable level.

Medium Risk

If the residual risk is medium, then the assessment team needs to be satisfied that the identified controls are implemented and effective and that no additional controls can be identified to further reduce the risk (i.e., the risk is ALARP).

Low Risk

If the residual risk is low, it is still important to make sure that the identified controls are implemented and effective and to be aware of further opportunities for improvement.

Man-Machine Interface (MMI)

Whenever personnel interface with machinery there is always the potential for severe injuries and, in the worst case, fatalities. To address these specific concerns MSPL has introduced the MMI process. To avoid confusion and ensure consistency this has been aligned to the HIRA methodology. Hazards, risks, and controls are identified in the same way for both the HIRA and MMI processes and the MSPL risk matrix is used in both cases to assess the probability of occurrence, the severity of consequences and risk levels.

Where the MMI process differs is that it requires some basic information on the machine, its condition and operation to be provided prior to starting the assessment sessions. This should be based on the information given in the MSPL and include:

1. Manufacturer's details;
2. Machine type, model number, serial number;
3. Machine description;
4. Energy sources;
5. Safety features;
6. Utilization;
7. Modification history;
8. Availability of operating and maintenance(O&M) manuals;
9. Training records for O&M personnel.

Applicability:

The MMI process shall be applied where the HIRA identifies hazards and risks associated with the operation and maintenance of machinery. It shall be applicable to all machinery either owned, operated or maintained by MSPL and shall address both operation and maintenance activities.

The MMI process can be broken down into the following basic steps:

1. Select the system or subsystem of the machine which is to be considered.
2. Describe the function of the system or subsystem.
3. Brainstorm all the potential hazards and risks associated with the system or subsystem.
4. For each credible risk define the worst-case outcome and the existing controls.
5. Assess the probability, severity, and level of risk with the existing controls in place.
6. Agree on any remedial actions or additional controls required.
7. Assess the residual risk following the implementation of the proposed actions or controls.
8. Select the next system or subsystem until the MMI is complete.

Job Safety Analysis (JSA)

Job Safety Analysis is an important tool that is used to identify hazards and risks before a job is performed and before they can result in injuries or damage. The aim is to eliminate them or put controls in place to minimize them. Jobs are broken down into a series of steps or tasks. The hazards, risks, and controls associated with each task are then identified. The JSA is used to provide input into the preparation of:

- Standard Operating Procedures (SOPs);
- Maintenance procedures;
- Method statements;
- Work permits;
- Tool box talks;
- Training materials for new employees;
- Refresher training for established employees.

Applicability:

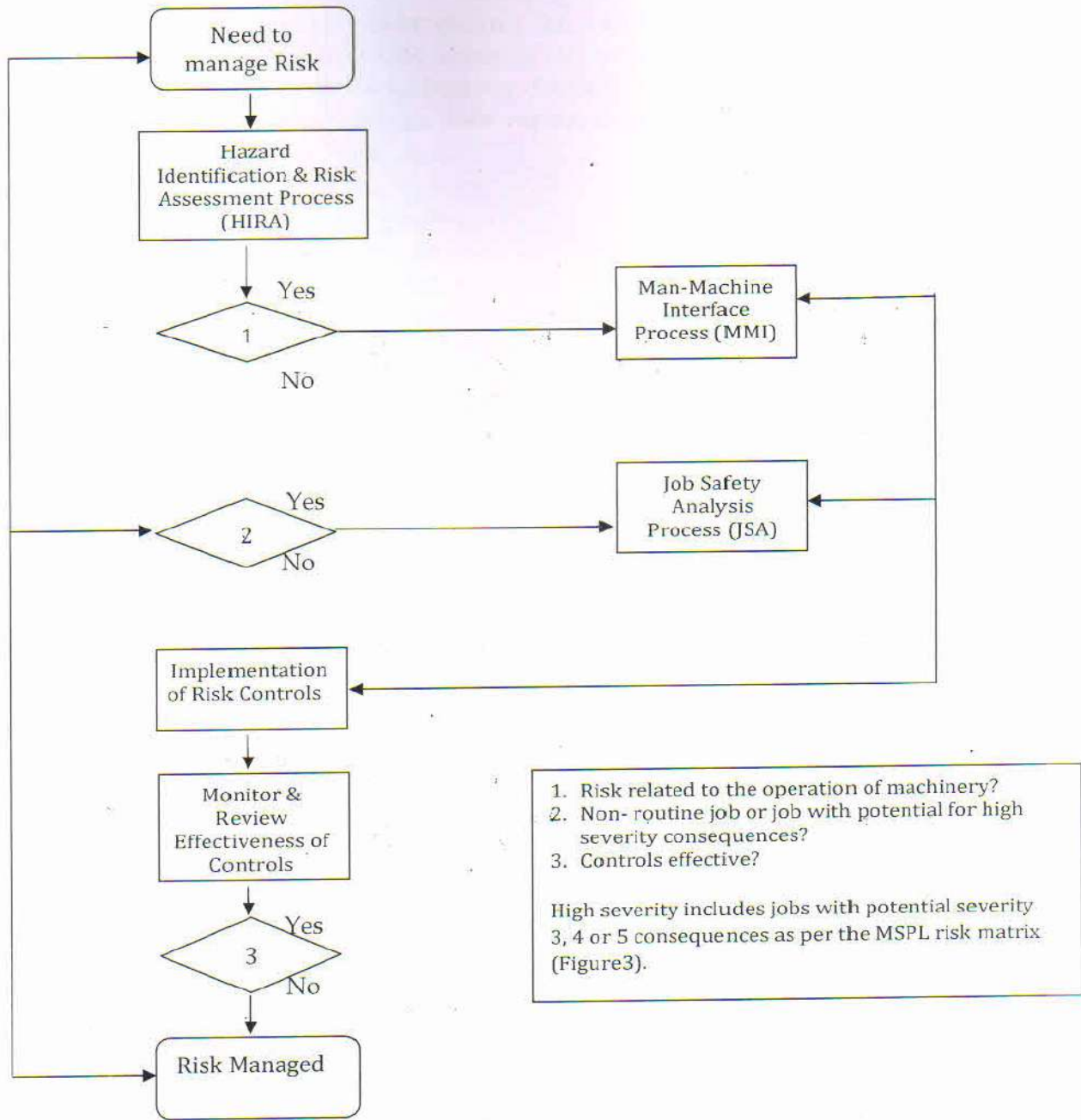
A JSA shall be carried out:

1. For non-routine jobs that are not covered in HIRA.
2. For any job requiring vessel entry;
3. For jobs with potential severity 3, 4 or 5 consequences as per the MSPL risk matrix;
4. Where there has been a history of previous incidents or injuries.
5. For all contractor activities.

The tasks are listed in the worksheet and then the analysis proceeds task by task until all the tasks have been considered. Following review and discussion by the team the following information is added to the worksheet for each task:

- The potential safety issue, hazard or risk;
- The potential causes that could lead to the realization of the hazard or risk;
- The potential severity of the consequences as per the MSPL risk matrix;
- The controls that need to be implemented;
- The party is responsible for implementing the controls.

Overall Risk Management Process



M. S. P.

Checklist of Potential Hazards:

Safety Hazards	<ul style="list-style-type: none"> • Slipping and tripping hazards (e.g., poorly maintained floors) • Moving parts of machinery (e.g., belts, flywheels, pinch points) • Working at height (e.g., on roofs, from elevated platforms) • Pressurized systems (e.g., vessels) • Vehicles (e.g., Backhoe, loaders, trailers, cranes) • Electricity (e.g., poor wiring, worn cords) • Suspended loads • Inadequate lighting • Confined spaces
Occupational Health Hazards	<ul style="list-style-type: none"> • Noise Exposure (e.g., hand-held tools, compressors, engines) • Respiratory Exposure (e.g., dust, fumes, mists, vapors) • Ergonomics (e.g., repetition, forceful exertions, awkward postures, vibration, lifting and handling loads) • Ionizing radiation (e.g., x-rays, radioactive materials) • Extreme temperatures • Biological Exposure (e.g., molds, bodily fluids, bacteria, viruses)
Chemical Hazards	<ul style="list-style-type: none"> • Inhalation • Skin Contact • Absorption • Injection • Ingestion
Fire Hazards	<ul style="list-style-type: none"> • Fire/Explosion • Hot Work (e.g., grinding, cutting, welding, etc.)
Weather Hazards	<ul style="list-style-type: none"> • Heat • Flood • Wind

Hierarchy of Controls:

Elimination	<ul style="list-style-type: none"> • Task elimination • Hazard elimination
Substitution	<ul style="list-style-type: none"> • Safer substances • Safer equipment • Safer work processes
Engineering Controls	<ul style="list-style-type: none"> • Guards • Barricades • Interlocks • Isolation • Automation • Redesign
Administrative Controls	<ul style="list-style-type: none"> • Standard operating procedures • Safe working practices • Training • Supervision • Warning signs and signals • Job rotation

PPE	<ul style="list-style-type: none"> • Safety glasses, goggles, visors • Gloves • Hardhats • Safety shoes, boots • Aluminized Jackets • Dust masks • Respirators • Ear protection • Safety harnesses
Emergency Response	<ul style="list-style-type: none"> • Escape routes • Rescue equipment • Firefighting equipment • Medical support • Emergency communications

Severity Rating

Severity	Description	Rating
Catastrophic	Numerous fatalities, irretrievable property damage and productivity	5
Fatal	Approximately one single fatality or major property damage if hazard is realized	4
Serious	Non-fatal injury, permanent disability	3
Minor	Disabling however permanent injury	2
Negligible	Minor abrasions, bruises, cut, first aid type injury	1

Likelihood rating

Likelihood	Description	Rating
Most Likely	The presumably result of the hazard/event being realized	5
Possible	Has a good probability of occurring and is not unusual	4
Conceivable	Might occur at some time in future	3
Remote	Has not been identified to occur after several years	2
Inconceivable	Is practically not possible and has never occurred	1

Risk Matrix

		LIKELIHOOD				
		1	2	3	4	5
SEVERITY	1	1	2	3	4	5
	2	2	4	6	8	10
	3	3	6	9	12	15
	4	4	8	12	16	20
	5	5	10	15	20	25

Handwritten signature

Risk Rating

Risk	Description	Action
15 - 25	HIGH	A HIGH risk needs immediate action to manage the hazard as detailed within the hierarchy of control. Actions taken to be documented on the risk assessment form as well as date for completion.
5 - 12	MEDIUM	A MEDIUM risk needs a planned approach to manage the hazard and applies temporary measure if needed. Action to be documented on the risk assessment form as well as date of completion.
1 - 4	LOW	A LOW risk could also be considered as acceptable and any reduction might not be necessary. However, if risk can be resolved quickly and expeditiously, control measures got to be enforced and recorded.

Hazard Identification

The operation of DRI is the hazardous activities which may affect the workforce working within in the plant premises. Following hazard may occur for the proposed project:

- i) Heat related hazards
- ii) Hazard due to Dust emission
- iii) Electrical hazard
- iv) Explosion hazard
- v) Accident due to fall of Machinery
- vi) Operation of Equipment
- vii) Movement of heavy vehicles, loading and unloading
- viii) Noise related hazard

CLASSIFICATION OF MAJOR HAZARDOUS SUBSTANCES

Hazardous substances may be classified into three main classes' namely flammable substances, unstable substances and toxic substances. The ratings for a large number of chemicals based on flammability, reactivity and toxicity have been given in NFPA Codes 49 and 345 M. The major hazardous materials to be stored, transported, handled and utilized within the facility have been summarized in the Table.

CATEGORY-WISE SCHEDULE OF STORAGE

Materials	Hazardous Properties
HSD	U 1202. Dangerous Goods Class 3 - Flammable Liquid

PROPERTIES OF FUELS USED IN THE PLANT

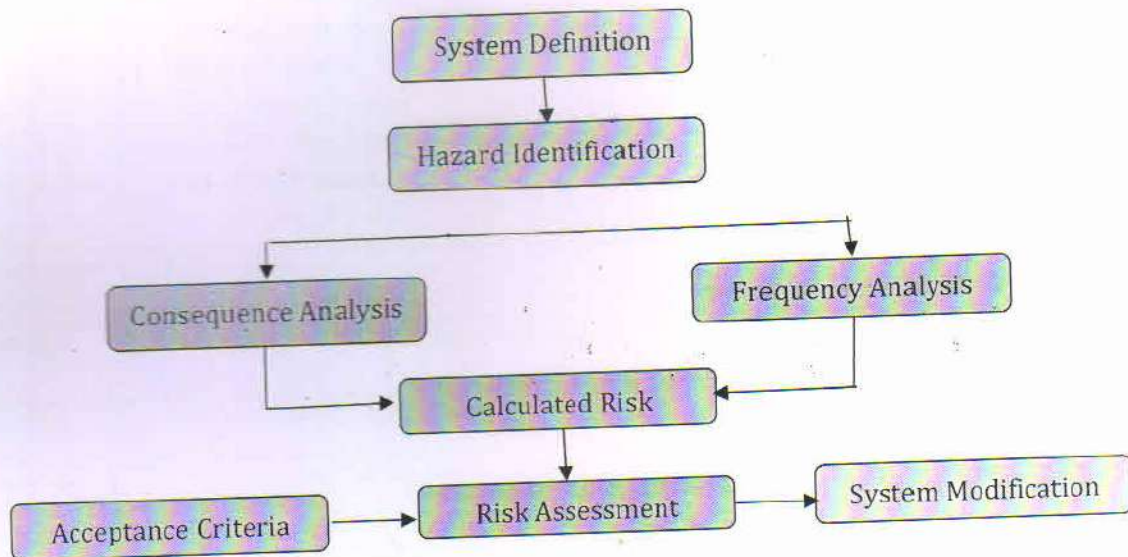
Chemical	Codes/Label	TLV	FBP	MP	FP	UEL	LEL
			°C			%	
HSD	Flammable	-	371	-	54.4	6	0.7

TLV: Threshold Limit Value
FP: Flashpoint

FBP: Final Boiling Point MP: Melting Point
UEL: Upper Explosive Limit LEL: Lower Explosive Limit

HAZARD ASSESSMENT AND EVALUATION

An assessment of the conceptual design is done for the identification and examination of hazards related to feed stock materials, major process components, utility and support systems, environmental factors, proposed operations, facilities and safeguards.



Hazard Identification Methodology

Some quantities of greases, oils and lubricants are used and if spilled can easily become a slipping hazard on walking or working surfaces.

Sharp edges or burrs on steel products or metal bands pose laceration and puncture hazards to workers involved in finishing, shipping and scrap-handling operations.

Foreign-body eye hazards are prevalent in most areas, particularly those involving raw material handling.

Preliminary Hazard Analysis (PHA)

A preliminary hazard analysis is carried out initially to identify the major hazards associated with storages and the processes of the plant which is followed by consequence analysis to quantify these hazards. Finally, the vulnerable zones are plotted for which risk reducing measures are deduced and implemented. Preliminary hazard analysis for fuel storage area and whole plant is given in the below table.

PRELIMINARY HAZARD ANALYSIS FOR STORAGE AREA

Unit	Description of Plausible Hazard	Impact
HSD	Pool fire/fire ball may occur due to rupture in the tank and subsequent release and instantaneous ignition.	Fire/Explosion

PRELIMINARY HAZARD ANALYSIS FOR THE WHOLE PLANT IN GENERAL

Unit / Activity	Description of Plausible Hazard	Impact
DRI	a. Moving Equipment Parts b. Smoke/ Dust c. Inhalable agents (gases, Vapours, dusts and fumes) d. Falls from height e. Extreme temperatures	Suffocation, Injury to worker & health problem, Burn/ injuries & Fatal

	f. Moving machinery, on-site transport(conveyor belt) g. Fire & Explosion h. Fire in stock yard i. Failures due to automation	
Transportation of material	a. High concentration of traffic during duty hours b. Heterogeneous traffic c. Violation of traffic rules/ speed limit d. Road Condition e. Condition of vehicle	Accident and fatal.
Storage and handling of HSD	Pool fire/ fire ball may occur in case of direct contact with flame.	Fire may propagate to the nearby areas leading into fire hazard.
Lifting operation with crane	Fall hazard	Injury, damage to equipment
Cutting	Fire, gas leakage, explosion, fall hazard	Burn injury, discomfort, chemical poisoning, physical injury
Welding	Fire, electrocution, fall hazard	Burn injury, electrical shock, physical injury

The Brief about nature of various Hazards in MSPL is given in Table.

PROPERTIES OF FUELS USED IN THE PLANT

Nature of Hazard	Sources
Fire Hazard	Release/leakage of Oxygen, Fire in HSD storage.
Explosion Hazard	Release/leakage of LPG Cylinders.
Toxic Hazard	Release of LPG Cylinders.
Cold Burns	Exposure to liquid oxygen and liquid argon.
Accidents due to Material Handling Equipment	Connected with all Material Handling Equipment

Fire Explosion and Toxicity Index (FE&TI) for Storage Unit

Dow's Fire and Explosion Index (F and E) is a product of Material Factor (MF) and hazard factor (F3) while MF represents the flammability and reactivity of the substances, the hazard factor (F3), is itself a product of General Process Hazards (GPH) and Special Process Hazards (SPH). The application of FE&TI helps to make a quick assessment of the type and quantification of the hazard. However, this does not give a precise idea.

The degree of hazard potential is identified based on the numerical value of F&EI as per the criteria given below:

F&EI Range	Degree of Hazard
0-60	Light
61-96	Moderate
97-127	Intermediate
128-158	Heavy
159-up	Severe

By comparing the indices F&EI and TI, the unit in question is classified into three categories established for the purpose as shown in Table.

FIRE EXPLOSION AND TOXICITY INDEX

Category	Fire and Explosion Index (F&EI)	Toxicity Index (TI)
I	F&EI < 65	TI < 6
II	65 < or = F&EI < 95	6 < or = TI < 10
III	F&EI > or = 95	TI > or = 10

Certain basic minimum preventive and protective measures are recommended for these three hazard categories.

Failure Mode Effect Analysis for Process Units

Failure mode effects analysis (FMEA) is one of the most important and widely used tools for reliability analysis. FMEA identifies corrective actions, which are required to reduce failures to assure the highest possible yield safety and reliability. Even though it is a widely used reliability technique, it has some limitations in prioritizing the failure modes and output may be large for even simple systems, which may not deal easily with time sequence, environmental and maintenance components. The risk management measures for the proposed project activities require adoption of the best safety practice at the respective construction zones within the project boundary. In addition, the design and engineering of the proposed facilities would take into consideration of the proposed project protection measures for the air and water environment.

FMEA Implementation: Failure mode effect analysis is executed by a multidisciplinary team of experts with the help of process flow chart. Criteria of ranking of severity, occurrence and detection are selected based on the past failure records of the furnace. Risk rating is calculated using values of severity and likelihood number and presented in Table.

RISK CALCULATION & PROPOSED MITIGATION MEASURE

Components/ Process	Failure Mode	Failure Effect	Failure Cause	Existing Control	S	L	R	Risk Range	Additional Control
Conveyor feed belt	Friction	Fire	Improper Maintenance	Belt Sway Switch	3	2	6	M	Lubricating the rotating parts regularly
Automatic lubricating system	Failed to Operate	Mechanical Failure	Improper Maintenance	Monitoring system	2	2	4	L	Periodic Maintenance
Double cone dust valves	Failed to Operate	Improper dust cleaning	Corrosion	Reliable Supplier	2	1	2	L	Periodic Maintenance
Moving Machinery, onsite transport	Mechanical	Conveying System &	Improper	Inspection	3	3	9	M	Periodic Maintenance & Mechanical

	Failure	Rotary Failure	Monitoring						Strength testing
Kiln	Presence of Oil & Grease and other impurities	Sudden catching of fires and flames	Improper Maintenance	Inspection	2	2	4	L	Periodic Maintenance
Transformer	Oil spillage & Overheating	Bursting	Excess connected load	Inspection	3	2	6	M	BDB testing of transformer oil and maintenance of bushing and Radiator.

The Hazard Identification and Risk Analysis (HIRA) along with mitigation measures for each hazard identified is shown in the below Table.

HAZARD IDENTIFICATION AND RISK ANALYSIS (HIRA)

Type of Hazard	Source	Risk related to Hazard	Mitigation measures
Heat	DRI	Burn/Heat stress	Use of helmet, heat resistant clothing, heat resistant gloves, Use of Goggles by the workers. Rotation of workers on shift basis.
Dust and Gaseous emission	DRI, Raw material and product storage yard, Transportation of raw material.	Pulmonary disease	Use of Nose Mask, Water sprinkling arrangement at requisite places, Operation of Bag filters and dust extraction system as required. Stack monitoring and work zone monitoring to ensure the gaseous emission and dust emission within the prescribed standard.
Electrical	Motors, Panels, Sub Station; Electrically operated equipment	Electrical shock and burn	Electrical area to be separated and assess given to authorized personnel. Spark proof motors used. Insulated cover provided in the electrical area. Proper earthing has been provided.
Accident related to fall of machinery	Moving machinery, rotary parts and on-site transport	Injury	Safety check of operation of equipment at regular intervals. Properly trained workers appointed to operate machineries, Workers
Storage & Handling of HSD	Leak, Spill, Fire explosion, Toxicity	Injury, Burn	PPEs provided to the personnel working in the area. Fire extinguishers provided
Noise & Vibration	D.G Set, raw material, scrap and product handling, rotating equipment.	Hearing loss/ Fatigue	Noise monitoring, Audiometric examination of workers, Workers provided with PPE like ear plug, muff isolation, substitution and engineering control installation of acoustical booth rotation of workers and minimize the time enclose fans, insulate ventilation pipes, cover and enclose scarp and storage.

Chemical Hazard	Chemical Lab	Poisoning, skin rashes and disorders of the lung, kidney and liver.	Regular maintenance of all connections and monitoring of the same. Strict supervision of all activities involving the use of hazardous substances is very important. Provision for on-site medical facility and first aid for medical emergencies before further treatment, like Medical support and ambulance Material Safety Data Sheets (MSDS) of all hazardous substances to be well distributed and displayed for awareness and knowledge in handling such substances SOPs for handling of chemicals. Mandatory use of personal protective equipment.
Mechanical/Operational Hazard	DRI	slips, trips and falls on the same level; falls from height; unguarded machinery; falling objects; moving machinery, dusts and fumes); noise and vibration; manual handling and repetitive work; failures due to automation;	All installations will be safely designed, built, maintained, modified and operated. Integrated warning system including public address system to ensure working personnel are timely alerted before testing and after testing. Cranes and suspended loads to be grounded. Regular monitoring of site and coordinated supervision is very instrumental in eliminating all probable risks. Efficient control and IT teams deployed for overall monitoring and coordination through CCTVs and other technology Timely training to all workers and staff in their specific work areas. Mandatory use of personal protective equipment (PPE).

Safety Measures: The work place and surrounding area are need to kept clean and free from all obstructions. Solid waste, Hazardous waste like oily cotton, oily rags and empty barrels are properly stored away from any source of fire. Spill of oil and grease is immediately cleaned to reduce accidental fall.

Provision of PPEs: Personal protective equipment like heat resistant gloves, goggles, face masks, apron, Safety boots, helmets, Nose masks has been provided to the workers working in the hazard prone area.

Loading and transportation of Materials:

1. Overloading of the trucks is strictly prohibited and material is properly distributed and tied as far as possible.
2. Care to be taken by the drivers while moving back to avoid any accident.
3. The maximum speed limit of the heavy vehicle is <10 km/hr inside plant premises.

Operating Machineries:

- I. Only the authorized person should operate the machine or equipment.
- II. The repairing, cleaning and oiling of machineries will do when the machineries are not in use.
- III. Before switching on electricity, gas, acid, air or gas this is ensured by the safety supervisor that no person should be injured nearby.
- IV. All the exposed part of the moving machines like pulley, belt, chains, and rotating collars is properly guarded.
- V. The machine guard and safety device is confirming the statutory provisions required for the machine.

vehicular Traffic:

- I. All vehicles will comply with all the traffic regulations within the plant and they will not exceed the safe speed limits i.e., 10 km/ hr.
- II. Sitting on the side flaps or standing in a truck while in motion is strictly prohibited.
- III. Overloading of the trucks is strictly prohibited.
- IV. Overall, an integrated approach combining good engineering and maintenance practices, safe job procedures, worker training and use of personal protective equipment (PPE) is required to control hazards.

OBJECTIVES OF ON SITE EMERGENCY PLAN

The main objective of the plan is to take immediate action to meet any emergency situation for speedy and efficient rescue and relief operation. The main step in an onsite emergency plan is described below:

1. Cordon and isolate the affected area for smooth rescue operation.
2. Rescue and treat casualties and safeguards the rests.
3. Minimize damage to persons, property and surrounding.
4. Contain and ultimately bring the situation under control
5. Secure and safe rehabilitation of the affected area.
6. Provide necessary information to statutory agendas.
7. Provides authoritative information to the news media.
8. Ward off unsocial elements and prying onlookers.
9. Counter rumor mongering and panic by relevant accurate information.

EMERGENCY ORGANISATION

Responsibility will be automatically delegated in absence of concern person/s in following manner.

SITE CONTROLLER:	Manager/Shift In-charge
INCIDENT CONTROLLER:	HSE Dept., Security Dept.
ADVISORY COMMITTEE:	All HOD'S
COMMUNICATION COMMITTEE:	Administration/ IT Dept.

CODIFICATION OF SIRENS

SR. NO.	SIRENS	INDICATES	AUTHORITY
1.	30 SECOND CONTINUOUS	ON SITE EMERGENCY (ALERT)	INCIDENT CONTROLLER
2.	1 MINUTE CONTINUOUS	EMERGENCY CONTROLLED (ALL CLEAR)	SITE CONTROLLER
3.	30 SECOND CONTINUOUS (3 TIMES)	DISASTER (ALERT)	INCIDENT CONTROLLER

KEY PERSONNEL & THEIR RESPONSIBILITIES

Key Personnel's Responsibility during normal working hours:-

1. Site Controller:

He will retain overall responsibility for the factory and its personnel. As soon as he is informed of the

emergency, he shall proceed to the control room and meet the Administrative Manager. His duties shall be:

- a. Assess the magnitude of the situation and decide if staff needs to be evacuated to their assembly points.
- b. Exercise direct operational control over areas other than those affected.
- c. Maintain a continuous review of possible development and assess in consultation with Incident Controller and other Key personnel as to whether shutting down of the plant or any section of the plant and evacuation of persons is required.
- d. Control rehabilitation of affected areas on discontinuation of emergency.

2. Incident Controller:

On hearing of an emergency siren he will rush to the scene of the occurrence and take overall charge. On arrival he will assess the scale of emergency and decide if major emergency exists or is likely and inform the Communication Officer accordingly.

- I. Direct all operations within the affected areas with the help of advisory committee for safety of personnel, plant, property and loss of materials.
 - a. Direct the shutting down and evacuation of plant and areas likely to be adversely affected by the emergency.
 - b. Ensure that all Key personnel and outside help are called in.
- II. Provide advice and information to the Fire squad & Security Team and the local fire service as and when they arrive.
- III. Ensure that all non-essential workers/staff of the areas affected are evacuated to the appropriate assembly points, and the areas are searched for casualties.
- IV. In the event of failure of electric supply and internal telephones, set up communication point and establish contact with Emergency Control Centre.
- V. Report on all significant developments to the Administrative manager.
- VI. Have regard to the need for preservation of evidence so as to facilitate any inquiry into the causes and circumstances, which caused or escalated the emergency.

4. Security Officer:

On hearing alarm advise fire squad and security staff in the factory of the incident zone and cancel the alarm. He will also announce through telephone or messengers to the Admin Manager/Head, Incident Controller and Site Controller that incident has occurred in such and such zone. He will open the gates nearest to the incident and stand by to direct the emergency service.

If told of a large escape of Metal/Fire, he shall inform the Incident Controller by telephone and stand by the telephone to receive further messages. On hearing the emergency alarm, he will immediately contact Site Controller and on his advice call the local fire brigade. In case fire is discovered but no

alarm is sounding he shall receive information about location from the person discovering the fire and thereafter immediately consult the Site Incident Controller and make announcement on telephone telling the staff location of the incident and to evacuate to their assembly points. He will continue to operate the switchboard advising the calls connected with the incident to the Communications Officer.

5. Departmental Heads:

The Departmental head wherein the incident has taken place will report to Incident Controller and provide assistance as required. They will decide which members of their staff they require at the scene.

He will also work as liaison Officer and will be stationed at the Main Entrance (Security Office near Main Gate) during the emergency. He will handle police, press and other inquiries, receive reports from roll-call leaders from assembly points and pass on the absentee information to the Incident Controller. His responsibilities shall include -

- I. To ensure that casualties receive adequate attention, to arrange additional help if required and information relatives.
- II. To control traffic movements into the factory and ensuring that alternative transport is available when need arises.
- III. When emergency is prolonged, arrange for the relief of personnel and organise refreshments / catering facility.
- IV. From information received, advise the Site Controller of the situation, recommending (if necessary) evacuation of staff from assembly points.
- V. Recruit suitable staff to act as runners between the Incident Controller and himself if the telephone and other system of communication fail due to whatsoever reasons.
- VI. Maintain prior agreed inventory in the control centre.
- VII. In case of prolonged emergency involving risk to outside areas by wind-blown materials, contact local Meteorological Office to receive early notification of changes in weather conditions.

6. First-Aid Teams:

Members of first-aid Teams will report to the Incident Controller on hearing of the alarm in day time. The Emergency vehicle driver, if safe to do so, shall collect the emergency vehicle and park nearest to the scene of the incident. First aider shall inform the incident controller that the Emergency Vehicle is leaving the site, giving the name of the patient and destination i.e. hospital or doctor's room and request the Incident Controller to inform the destination (hospital, etc.) advising them about the casualties reaching there.

7. Factory Fire Squad Personnel:

The duty Fire fighting Squad under the command of the HSE Dept./Security Dept. shall be responsible for fire fighting. On hearing the alarm, they shall proceed to the place of incident. The men at security gate shall find out the location of the emergency and proceed to the site of the occurrence. At the site, all the squad members will respond to the advice and information given by the Incident Controller. On arrival of the local fire brigade, they will also assist in fire-fighting work with the advice of the Incident Controller.

Handwritten signature

Annexure -25

(HEAT STRESS ANALYSIS)

MAITHAN STEEL & POWER LIMITED

Chittaranjan Road, P.O. & P.S: Salampur - 713357, Dist- Paschim Bardhaman (WB)

Annexure- 25

HEAT STRESS ANALYSIS REPORT

Date : 18/03/2026

Unit - 2

Sl. No.	NAME	Date of Birth (DD/MM/YYYY)	DESIGNATION	DEPARTMENT	SEX (M/F)	WT(KG)	HIGHER (H)	HIGHER (F)	HT (M)	HT (F)	HT (M)	HT (F)	HT (M)	HT (F)	BMI	Blood Group	Chest	Pulse Rate Before (BPM)	Pulse Rate After (BPM)	Rise in Pulse Rate	Body Temp. before in Work area	Body Temp. after in Work area	Rise in core body Temp	Blood Pressure Before (mm/Hg)	Blood Pressure After (mm/Hg)	Rise in blood pressure (mm/Hg)	Respiration Time	Oxygen Level (%)	Anemia	Result (Fit/Unfit)	Remarks
1	Deepjyoti Mondal	25/12/2002	Trainer	Rolling Mill-1	M	65	5.7	1.7376	30.971848	NORMAL	O+	Clear	74	79	5	94.1	95.2	1.1	120/80	125/82	5/2	14	99%	N	Fit						
2	Animesh Chawhan	01/10/1994	Fitter	Rolling Mill-1	M	70	5.5	1.61544	26.823857	OVER WEIGHT	B+	Clear	92	98	6	94.5	95.1	0.6	134/84	127/87	3/3	14	98%	N	Fit						
3	Ravi Kumar	15/01/1987	Trainer	Rolling Mill-1	M	82	5.2	1.58496	21.69928	NORMAL	B+	Clear	91	94	3	95.2	96.2	1	110/70	114/74	4/4	14	97%	N	Fit						
4	Anil Prasad	20/01/1971	Trainer	Rolling Mill-1	M	63	5.5	1.6794	22.4174	NORMAL	B+	Clear	85	91	6	95.5	97.4	0.9	130/80	133/82	3/2	14	98%	N	Fit						
5	Agar Kumar Yadav	01/01/1984	Fitter	Rolling Mill-1	M	81	5.7	1.7376	26.83524	OVER WEIGHT	O+	Clear	74	82	8	97.2	98.6	1.4	120/80	128/81	8/1	14	97%	N	Fit						
6	Pravara Kumar Rawat	05/11/1982	Asst. Foreman	Rolling Mill-1	M	81	5.6	1.7088	27.802102	OVER WEIGHT	A+	Clear	81	86	5	97.5	98.9	1.4	120/80	120/80	0/0	14	98%	N	Fit						
7	Manish Kumar Yadav	01/01/1996	Fitter	Rolling Mill-1	M	63	5.2	1.58496	25.078657	OVER WEIGHT	A+	Clear	74	81	7	97.4	98.2	0.8	126/80	130/80	4/0	14	98%	N	Fit						
8	Ravi Prasad	10/04/1997	Fitter	Rolling Mill-1	M	81	5.7	1.7376	26.83524	OVER WEIGHT	O+	Clear	86	89	3	97.6	99.6	2	115/78	122/81	4/3	14	95%	N	Fit						
9	Sandeep Kumar	22/01/1994	Fitter	Rolling Mill-1	M	87	5.7	1.7376	18.884853	NORMAL	O+	Clear	72	77	5	98.2	99.8	1.6	116/75	116/79	0/4	14	96%	N	Fit						
10	Pravara Kumar	01/01/1978	IF Fitter	Rolling Mill-1	M	83	5.4	1.6492	19.54405	NORMAL	B+	Clear	70	78	8	98.5	100.2	1.7	118/76	118/81	0/5	14	98%	N	Fit						
11	Sandeep Kumar	10/03/1987	Welder	Rolling Mill-1	M	61	5.1	1.5548	25.24481	OVER WEIGHT	B+	Clear	74	79	5	95.6	98.5	2.9	120/80	124/80	4/0	14	96%	N	Fit						
12	Pravara Kumar	27/10/1984	MS Supervisor	Rolling Mill-1	M	66	5.8	1.7634	21.11825	NORMAL	A+	Clear	83	89	6	97.2	98.6	1.4	116/78	121/79	5/1	14	99%	N	Fit						
13	Pravara Kumar	27/10/1984	Fitter	Rolling Mill-1	M	84	5.8	1.7634	26.57779	OVER WEIGHT	B+	Clear	86	91	5	98.2	99.5	1.3	126/82	129/82	3/0	14	96%	N	Fit						
14	Pravara Kumar Verma	20/01/1992	Helper	Rolling Mill-1	M	73	5.11	1.55528	30.02006	OBESITY	A+	Clear	88	91	3	98.5	99.4	0.9	122/80	127/82	5/2	14	99%	N	Fit						
15	Narshaya Narayan Yadav	12/09/1970	Fitter	Rolling Mill-2	M	67	5.1	1.5548	27.227105	OVER WEIGHT	AB+	Clear	67	75	8	96.9	99.2	2.3	110/70	110/70	0/0	14	97%	N	Fit						
16	Manish Kumar Mallik	09/02/1998	Asst. Engg	Rolling Mill-1	M	65	5.4	1.64592	23.25582	NORMAL	A+	Clear	68	74	6	98.2	100	1.8	120/80	120/80	0/0	14	94%	N	Fit						
17	Rohit Datta	28/09/2000	IF Engg	Rolling Mill-2	M	67	5.4	1.64592	24.21895	NORMAL	B+	Clear	105	108	1	98	99.9	1.9	124/80	126/80	3/0	14	98%	N	Fit						
18	Pravara Kumar	24/11/2001	IF Engg	Rolling Mill-1	M	49	4.8	1.4684	22.80997	NORMAL	B+	Clear	72	79	7	98.5	100	1.5	100/60	109/68	9/8	14	98%	N	Fit						
19	Manish Kumar	01/04/1997	Trainer	Rolling Mill-1	M	63	5	1.524	27.125054	OVER WEIGHT	O+	Clear	97	101	4	98.9	99.6	0.7	116/78	118/79	2/1	14	99%	N	Fit						
20	Kumar Animesh	16/05/2004	Trainer	Rolling Mill-1	M	68	5.8	1.7634	21.28832	NORMAL	O+	Clear	89	92	3	97.6	98.6	1	120/80	122/80	2/0	14	99%	N	Fit						
21	Manish Kumar Prasad	01/04/1996	Supervisor	Rolling Mill-1	M	83	5.9	1.7962	25.6517	OVER WEIGHT	B+	Clear	77	84	7	97.5	99.8	2.3	118/78	123/82	5/4	14	96%	N	Fit						
22	Pravara Kumar	13/10/1987	Asst Foreman	Rolling Mill-2	M	81	5.8	1.7634	25.97856	OVER WEIGHT	AB+	Clear	94	99	5	97.2	99.9	2.7	130/90	133/92	5/2	14	98%	N	Fit						

Manish

MAITHAN STEEL & POWER LIMITED

Chittaranjan Road, P.O. & P.S. Salanpur - 713337, Dist.-Paschim Bardhaman (WB)

Date : 18/03/2026

HEAT STRESS ANALYSIS REPORT

Unit - 2

Sl. No.	NAME	Date of Birth (DD/MM/YYYY)	DESIGNATION	DUPARTMENT	SEX (M/F)	WEIGHT (Kgs)	HEIGHT (ft.)	HEIGHT (Meter)	Body Mass Index (B.M.I.)	BMI	Blood Group	Chest	Pulse Rate before (BPM)	Pulse Rate After (BPM)	Raise in Pulse Rate	Body Temp. before in Work area	Body Temp. after in Work area	Rise in core body Temp	Blood Pressure Before (mm/hg)	Blood Pressure After (mm/hg)	Raise in blood pressure (mm/hg)	Respiration Time	Oxygen Level (%)	Anemia	Result (Fit/ Unfit)	Remarks
23	Talajoti Bishwakarma	11/04/2005	Welder	Rolling Mill-2	M	75	5.11	1.56528	30.91644	OBESITY	B+	Clear	110	113	3	97.5	98.9	1.4	130/80	130/80	0/0	14	98%	N	Fit	
24	Ramesh Chandra Nayak	28/11/1999	Welder	Rolling Mill-2	M	53	5.8	1.76784	16.95898	UNDER WEIGHT	O+	Clear	81	88	7	96.9	99.8	2.9	110/70	114/74	4/4	14	99%	N	Fit	
25	Tal Kumar Chandra	12/09/2001	Helper	Rolling Mill-2	M	60	5.4	1.64592	21.14784	NORMAL	AB+	Clear	81	86	5	96.8	99.7	2.9	110/70	110/76	0/6	14	96%	N	Fit	
26	Vijay Das	15/02/1999	Supervisor SAs	Rolling Mill-1	M	77	5.5	1.6764	27.39945	OVER WEIGHT	B+	Clear	98	103	5	97.2	99.5	2.3	130/80	130/84	0/4	14	98%	N	Fit	
27	Ramesh Chandra Nayak	17/08/2003	DE TAMS Lab	Rolling Mill-1	M	47	5.3	1.61544	18.01003	UNDER WEIGHT	B+	Clear	83	88	5	97.5	99.5	1.8	109/70	115/70	5/0	14	98%	N	Fit	
28	Arjun Das	08/01/1997	Filter	Rolling Mill-2	M	81	5.1	1.55448	33.520829	OBESITY	A+	Clear	106	109	3	97.4	99.4	2	118/78	121/82	3/4	14	98%	N	Fit	
29	Sudh Kumar Yadav	01/01/1994	Sr.Filter	Rolling Mill-2	M	89	5.7	1.75736	24.89644	NORMAL	O+	Clear	84	89	5	98.2	99.9	1.7	118/78	120/81	2/3	14	98%	N	Fit	
30	Sachin Kumar	15/04/1994	Sr.Filter	Rolling Mill-1	M	59	5.6	1.79688	20.250679	NORMAL	O+	Clear	90	94	4	98.5	100	1.5	110/70	113/73	3/3	14	98%	N	Fit	
31	Ramesh Chandra Nayak	05/05/1987	Filter	Rolling Mill-2	M	62	5.4	1.64592	22.886229	NORMAL	B+	Clear	101	106	5	98.3	99.6	1.3	120/80	121/82	1/2	14	98%	N	Fit	
32	Souvik Sharma	01/01/1975	Filter	Rolling Mill-2	M	59	5.4	1.64592	20.67433	NORMAL	B-	Clear	78	85	5	98.6	99.9	1.3	110/70	110/74	0/4	14	95%	N	Fit	
33	Souvik Sarkar	05/07/2000	Supervisor	Rolling Mill-2	M	91	5.9	1.79832	28.13821	OVER WEIGHT	A+	Clear	116	116	-116	99.1	100.5	1.4	130/80	130/83	0/3	14	96%	N	Fit	
34	Ramesh Chandra Nayak	04/07/1985	Guide Raw Eilover	Rolling Mill-2	M	62	5.5	1.61544	23.75808	NORMAL	B+	Clear	85	91	6	98.6	99.6	1	126/80	126/84	0/4	14	96%	N	Fit	
35	Kumar Kumar Das	05/02/1993	Filter	Rolling Mill-2	M	76	5.4	1.64592	26.054688	OVER WEIGHT	B+	Clear	80	87	7	97.5	99.9	2.4	122/82	126/83	4/1	14	98%	N	Fit	
36	Anil Kumar Singh	27/07/1997	Sr.Filter	Rolling Mill-2	M	79	5.6	1.68728	29.59836	OVER WEIGHT	O+	Clear	89	94	5	97.8	99.9	2.1	122/80	125/80	3/0	14	99%	N	Fit	
37	Rajesh Kumar	04/01/1992	Filter	Rolling Mill-2	M	74	5.2	1.58496	29.48747	OVER WEIGHT	B+	Clear	81	88	7	98.2	98.9	0.7	126/80	126/84	0/4	14	97%	N	Fit	
38	Ramesh Chandra Nayak	21/01/1980	Filter	Rolling Mill-2	M	65	5.9	1.79832	20.69929	NORMAL	B+	Clear	84	88	4	96.8	99.5	2.7	113/80	122/83	4/3	14	97%	N	Fit	
39	Sudh Kumar Yadav	09/11/1989	Helper	Rolling Mill-2	M	64	5.7	1.73736	21.20348	NORMAL	A+	Clear	77	82	5	97.6	99.6	2	116/78	119/82	3/4	14	98%	N	Fit	
40	Souvik Das	04/07/1994	Helper	Rolling Mill-2	M	66	5.4	1.64592	24.06276	NORMAL	O+	Clear	93	96	3	98.5	99.8	1.3	120/80	121/82	3/2	14	99%	N	Fit	
41	Souvik Das	07/04/1995	Helper	Rolling Mill-2	M	55	5.9	1.79832	17.60704	UNDER WEIGHT	O+	Clear	84	88	4	98.2	99.6	1.4	110/70	114/75	4/5	14	97%	N	Fit	
42	Sudh Kumar Yadav	05/05/1993	Helper	Rolling Mill-2	M	64	5.9	1.79832	19.79001	NORMAL	O+	Clear	72	81	9	96.5	98.5	2	118/80	118/84	0/4	14	98%	N	Fit	
43	Rajesh Kumar Singh	28/06/1985	Filter	Rolling Mill-2	M	66	5.4	1.64592	24.06276	NORMAL	A+	Clear	82	89	7	97.4	98.9	1.5	120/80	123/82	3/2	14	98%	N	Fit	
44	Kumar Yadav	01/04/1998	Filter	Rolling Mill-2	M	75	5.6	1.73736	26.77481	OVER WEIGHT	B+	Clear	80	85	5	96.5	98.5	2	126/80	132/85	6/3	14	98%	N	Fit	

M. S. Das

Unit - 2

HEAT STRESS ANALYSIS REPORT

Date : 18/03/2026

Sl. No.	NAME	Date of Birth (DD/MM/YYYY)	DESIGNATION	DEPARTMENT	SEX (M/F)	WEIGHT (KGS)	HIGHT (FT)	HIGHT (METER)	Body Mass Index (BMI)	EMI	Blood Group	Chest	Pulse Rate Before (BPM)	Pulse Rate After (BPM)	Raise in Pulse Rate	Body Temp before in Work area	Body Temp after in Work area	Rise in core body Temp	Blood Pressure Before (mm/Hg)	Blood Pressure After (mm/Hg)	Raise in blood pressure in (mm/Hg)	Respiration Time	Oxygen Level (%)	Anemia	Result (Fit/Unfit)	Remarks
45	Chandra Kumar Singh	26/02/1982	Ironman	Rolling Mill-1	M	87	5.9	1.7632	26.902046	OVER WEIGHT	O-	Clear	70	79	9	98.8	98	1.2	122/80	125/82	3/2	14	97%	N	Fit	
46	Abhishek Kumar Das	14/06/1981	Electrical Shift-Exchange	Rolling Mill-1	M	60	5.5	1.6764	21.349865	NORMAL	O+	Clear	75	81	6	97.9	98.6	0.7	116/76	120/79	4/3	14	99%	N	Fit	
47	Alimud Din Singh	12/06/1984	Fitter	Rolling Mill-1	M	56	5.5	1.6764	19.625878	NORMAL	AB+	Clear	73	79	6	98.2	99.6	1.4	110/70	114/74	4/4	14	98%	N	Fit	
48	Shubho Bhattacharya	04/01/1978	Jr-Fitter	Rolling Mill-1	M	64	5.1	1.3548	26.85593	OVER WEIGHT		Clear	79	82	3	97.6	98.6	1	120/80	122/81	2/1	14	99%	N	Fit	
49	Pradeep Kumar Barman	04/03/1986	Welder	Rolling Mill-2	M	65	5.8	1.76784	20.796281	NORMAL	B+	Clear	105	108	3	97.8	98.9	1.1	126/80	126/84	0/4	14	99%	N	Fit	
50	Rajat Mondal	30/01/1999	Welder	Rolling Mill-1	M	70	5.7	1.7326	23.09343	NORMAL	O+	Clear	85	91	6	98.5	98.5	0	120/80	123/84	3/4	14	98%	N	Fit	
51	Nabendu Dasgupta	02/06/1980	Helper	Manufact	M	61	5.7	1.7376	20.2025	NORMAL		Clear	89	92	3	98.4	99.9	1.5	122/80	122/85	0/5	16	95%	N	Fit	
52	Arjun Kumar Nayak	20/05/2007	Jr-Fitter	SMS-2	M	58	5.9	1.7632	17.00704	UNDER WEIGHT	B+	Clear	90	94	4	98.2	99.8	1.6	116/78	116/78	0/0	14	97%	N	Fit	
53	Ravi Kumar	30/10/2000	Jr-Fitter	SMS-2	M	48	5.8	1.76784	15.53873	UNDER WEIGHT	AB+	Clear	72	78	6	97.9	99.6	1.7	100/60	100/68	10/8	14	95%	N	Unfit	
54	Animesh Kumar	01/02/1996	Asst-Fitter	SMS-2	M	74	5.8	1.76784	23.67843	NORMAL	O+	Clear	89	92	3	96.5	99.8	3.3	120/80	122/84	2/4	14	99%	N	Fit	
55	Soumitra Das	18/01/2010	DEIT	SMS-2	M	65	5.6	1.7668	22.31001	NORMAL	B+	Clear	109	110	1	96.6	99.5	2.9	120/80	122/83	2/3	16	99%	Nil	Fit	
56	Sudhakar Singh	29/06/2013	Asst-Fitter	SMS-2	M	59	5.6	1.7688	20.25079	NORMAL	AB+	Clear	101	102	1	96.2	98.7	2.5	110/70	114/75	4/5	16	99%	Nil	Fit	
57	Sandeep Prasad	15/02/2010	Fitter	SMS-2	M	69	5.8	1.7684	28.47766	OVER WEIGHT	B+	Clear	93	94	1	95.8	99.7	3.9	122/80	125/85	3/3	14	96%	Nil	Fit	
58	Rishi Kumar Prasad	03/11/1985	Fitter	SMS-2	M	65	5.4	1.6492	23.99327	NORMAL	AB+	Clear	94	98	4	96.2	99.4	3.2	120/80	124/82	4/2	14	95%	Nil	Fit	
59	Ram Subir Prasad	01/12/1978	BO-Operator	SMS-2	M	59	5.3	1.6134	22.68427	NORMAL	B+	Clear	95	92	-1	96	98.1	2.1	131/80	122/81	2/1	14	98%	Nil	Fit	
60	Lokesh Mandal	22/04/1996	Fitter	SMS-2	M	77	5.9	1.79632	23.80656	NORMAL	O+	Clear	77	81	4	98.2	98.9	0.7	118/80	121/83	5/3	14	96%	Nil	Fit	
61	Sayan Kumar	12/03/1987	Jr-Fitter	SMS-2	M	58	5.7	1.7376	19.21533	NORMAL	A-	Clear	91	95	4	98	99.3	1.5	120/80	123/82	3/2	14	99%	Nil	Fit	

Category	BP
Normal	120/80 mm Hg
Prehypertension	130/80 - 139/89
Hypertension	≥ 140/90

Category	BMI
Underweight	≤ 18.5
Normal Weight	18.5 - 24.9
Overweight	25 - 29.9
Obesity	≥ 30

M. P. Paswan
DR. M. P. PASWAN
 GENERAL PHYSICIAN & SURGEON
 DIABETES ADVISER
 Regn. No.-30228-BMCR

Signature with date of the Factory Medical Officer/Physician



MAITHAN STEEL & POWER LIMITED

Chittaranjan Road, P.O. & P.S.: Salanpur - 713357, Dist.-Paschim Bardhaman (WB)

HEAT STRESS ANALYSIS REPORT

Date : 18/03/2026

Unit - 2

Sl. No.	NAME	Date of Birth (DD/MM/YYYY)	DESIGNATION	DEPARTMENT	SEX (M/F)	WEIGHT (Kgs)	HEIGHT (ft)	HEIGHT (M)	BMI	Blood Group	Chest	Pulse Rate Before (BPM)	Pulse Rate After (BPM)	Raise in Pulse Rate	Body Temp. before in Work area	Body Temp. after in Work area	Rise in core body Temp	Blood Pressure Before (mm/Hg)	Blood Pressure After (mm/Hg)	Raise in blood pressure (mm/Hg)	Respiration Time	Oxygen Level (%)	Anemia	Result (Fit/Unfit)	Remarks	
1	Prady Mannal	25.12.2002	Trainer	Rolling Mill-1	M	63	5.7	1.7376	20.87348	NORMAL	O+	Clear	74	79	5	94.1	95.2	1.1	120/80	123/82	3/2	14	99%	N	Fit	
2	Animesh chowhan	01.10.1994	Filter	Rolling Mill-1	M	70	5.3	1.6154	26.82357	OVER WEIGHT	B+	Clear	92	98	6	94.5	95.1	0.6	124/84	127/87	3/3	14	98%	N	Fit	
3	Ravi Kumar	15.01.1987	Turner	Rolling Mill-1	M	52	5.2	1.5846	20.69928	NORMAL	B+	Clear	91	94	3	95.2	96.2	1	110/70	114/74	4/4	14	97%	N	Fit	
4	Arvind Palshetti	20.01.1971	Turner	Rolling Mill-1	M	63	5.5	1.6764	22.4174	NORMAL	B+	Clear	85	91	6	96.5	97.4	0.9	130/80	133/82	3/2	14	98%	N	Fit	
5	Ajay Kumar Yadav	01.01.1984	Filter	Rolling Mill-1	M	81	5.7	1.7376	26.85234	OVER WEIGHT	O+	Clear	74	82	8	97.2	98.6	1.4	120/80	128/81	8/1	14	97%	N	Fit	
6	D. Anil Kumar Ravi	05.10.1982	Asst. Foreman	Rolling Mill-1	M	81	5.6	1.7088	27.82192	OVER WEIGHT	A+	Clear	81	86	5	97.5	98.9	1.4	120/80	120/80	0/0	14	98%	N	Fit	
7	Manish Kumar Yadav	01.01.1988	Filter	Rolling Mill-1	M	63	5.2	1.5846	25.07807	OVER WEIGHT	A+	Clear	74	81	7	97.4	98.2	0.8	126/80	130/80	4/0	14	98%	N	Fit	
8	Ravi Tejas	10.04.1997	Filter	Rolling Mill-1	M	81	5.7	1.7376	26.85234	OVER WEIGHT	O+	Clear	86	89	3	97.6	99.6	2	118/78	122/81	4/3	14	95%	N	Fit	
9	Saur Kumar	23.06.1994	Filter	Rolling Mill-1	M	57	5.7	1.7376	18.88405	NORMAL	O+	Clear	72	77	5	98.2	99.8	1.6	116/75	116/79	0/4	14	96%	N	Fit	
10	Soumen Kumar	01.01.1978	Filter	Rolling Mill-1	M	53	5.4	1.6432	19.84405	NORMAL	B+	Clear	70	78	8	98.5	100.2	1.7	118/76	118/81	0/5	14	98%	N	Fit	
11	Vikas Kumar	01.01.1984	Welder	Rolling Mill-1	M	61	5.1	1.5548	25.34408	OVER WEIGHT	B+	Clear	74	79	5	95.6	98.5	2.9	120/80	124/80	4/0	14	96%	N	Fit	
12	Tejaswini Mandal	10.04.1993	MS Supervisor	Rolling Mill-1	M	66	5.8	1.76784	21.18258	NORMAL	A+	Clear	83	89	6	97.2	98.6	1.4	116/78	121/79	5/1	14	99%	N	Fit	
13	Sujan Kumar	27.03.1984	Filter	Rolling Mill-1	M	84	5.8	1.76784	26.87779	OVER WEIGHT	B+	Clear	86	91	5	98.2	99.5	1.3	126/82	129/82	3/0	14	96%	N	Fit	
14	Hemant Kumar Verma	30.01.1992	Helper	Rolling Mill-1	M	73	5.11	1.55758	30.02006	OBESITY	A+	Clear	88	91	3	98.5	99.4	0.9	122/80	127/82	5/2	14	99%	N	Fit	
15	Nandhan Narayan Yadav	12.06.1990	Filter	Rolling Mill-2	M	67	5.1	1.5548	27.27109	OVER WEIGHT	AB+	Clear	67	75	8	96.9	99.2	2.3	110/70	110/70	0/0	14	97%	N	Fit	
16	Ayazat Kumar Mishra	19.03.1978	Asst. In-charge	Rolling Mill-1	M	63	5.4	1.6492	23.45562	NORMAL	A+	Clear	68	74	6	98.2	100	1.8	120/80	120/80	0/0	14	94%	N	Fit	
17	Rohit Debnath	26.09.2000	JE-Engg	Rolling Mill-2	M	67	5.4	1.6492	24.73891	NORMAL	B+	Clear	105	106	1	98	99.1	1.1	133/80	126/80	3/0	14	98%	N	Fit	
18	Rishabh Das	24.01.2001	JE-Engg	Rolling Mill-1	M	49	4.8	1.4634	22.89197	NORMAL	B+	Clear	72	79	7	98.5	100	1.5	140/60	109/68	9/8	14	98%	N	Fit	
19	Vijay Singh	01.01.1997	Turner	Rolling Mill-1	M	63	5	1.524	27.12604	OVER WEIGHT	O	Clear	97	101	4	98.9	99.6	0.7	116/78	118/79	2/1	14	99%	N	Fit	
20	Kishor Chandra	16.05.2004	Turner	Rolling Mill-1	M	68	5.6	1.76784	21.25832	NORMAL	O+	Clear	89	92	3	97.6	98.6	1	120/80	122/80	2/0	14	99%	N	Fit	
21	Manish Kumar Singh	04.01.1991	Supervisor	Rolling Mill-1	M	83	5.9	1.75812	25.04517	OVER WEIGHT	B+	Clear	77	84	7	97.5	99.8	2.3	118/78	123/82	5/4	14	96%	N	Fit	
22	Jayanta Chak	13.08.1987	Asst. Foreman	Rolling Mill-2	M	81	5.8	1.76884	25.97586	OVER WEIGHT	AB+	Clear	94	99	5	97.2	99.9	2.7	131/90	135/92	5/2	14	98%	N	Fit	

M. Saha

MAITHAN STEEL & POWER LIMITED

Chittaranjan Road, P.O. & P.S. Salanpur - 713357, Dist.-Paschim Bardhaman (WB)

HEAT STRESS ANALYSIS REPORT

Date : 18/03/2026

Unit - 2

Sl. NO.	NAME	Date of Birth (DD/MM/YYYY)	DISIGNATION	DEPARTMENT	SEX (M/F)	WEIGHT (Kgs)	HEIGHT (ft.)	HEIGHT (Meter)	Body Mass Index (B.M.I.)	BMI	Blood Group	Chest	Pulse Rate Before (BPM)	Pulse Rate After (BPM)	Raise in Pulse Rate	Body Temp. before in Work area	Body Temp. after in Work area	Rise in core body Temp	Rise in core body Temp in Work area	Rise in core body Temp	Rise in core body Temp in Work area	Rise in blood pressure (mm/hg)	Blood Pressure Before (mm/hg)	Blood Pressure After (mm/hg)	Rise in blood pressure (mm/hg)	Respiration Time	Oxygen Level (%)	Anemia	Result (Fit/ Unfit)	Remarks
21	Rudraj Behera	11/04/2005	D.E.T.	Rolling Mill-2	M	75	5.11	1.557528	30.916444	OBESITY	B+	Clear	110	113	3	97.5	98.9	1.4	130/80	130/80	0/0	130/80	130/80	0/0	14	98%	N	Fit		
22	Ranjan Bisoi	28/11/1999	Welder	Rolling Mill-2	M	83	5.8	1.56784	16.395996	UNDER WEIGHT	O+	Clear	81	88	7	96.9	99.8	2.9	110/70	110/70	4/4	114/74	114/74	4/4	14	99%	N	Fit		
23	Jai Kumar Chandra	12/04/2004	Je.Fitter	Rolling Mill-2	M	69	5.4	1.64592	22.147964	NORMAL	A3+	Clear	81	86	5	98.8	99.7	2.9	110/70	110/70	0/6	110/76	110/76	0/6	14	96%	N	Fit		
24	Vijay Das	15/02/1999	Supervisor SPS	Rolling Mill-1	M	77	5.5	1.6764	27.399445	OVER WEIGHT	B+	Clear	98	103	5	97.2	99.5	2.3	130/80	130/80	0/4	130/84	130/84	0/4	14	98%	N	Fit		
27	Pesupati Dev	17/04/2003	DETECTIVE	Rolling Mill-1	M	47	5.3	1.61544	18.010305	UNDER WEIGHT	B+	Clear	83	88	5	97.5	99.5	1.8	110/70	110/70	5/0	115/70	115/70	5/0	14	98%	N	Fit		
28	Ananta Tiwari	08/01/1997	Fitter	Rolling Mill-2	M	81	5.1	1.53448	33.520828	OBESITY	A+	Clear	106	109	3	97.4	99.4	2	118/78	118/78	3/4	121/82	121/82	3/4	14	98%	N	Fit		
29	Sandeep Kumar Yadav	01/01/1994	Sr.Fitter	Rolling Mill-2	M	69	5.7	1.73736	22.896644	NORMAL	O+	Clear	84	89	5	98.2	99.9	1.7	118/78	118/78	2/3	120/81	120/81	2/3	14	98%	N	Fit		
30	Bealish Kumar	13/04/1994	Sr.Fitter	Rolling Mill-1	M	59	5.6	1.70688	20.250979	NORMAL	O+	Clear	90	94	4	98.5	100	1.5	110/70	110/70	3/3	113/73	113/73	3/3	14	98%	N	Fit		
31	Ranoch Chandra Nayak	05/07/1987	Fitter	Rolling Mill-2	M	63	5.4	1.64592	22.886299	NORMAL	B+	Clear	101	106	5	98.5	99.6	1.3	120/80	120/80	1/2	121/82	121/82	1/2	14	98%	N	Fit		
32	Sandeep Sharma	01/01/1975	Fitter	Rolling Mill-2	M	56	5.4	1.64592	20.674333	NORMAL	B-	Clear	78	83	5	98.6	99.9	1.3	110/70	110/70	0/4	110/74	110/74	0/4	14	95%	N	Fit		
33	Sandeep Kumar	05/05/2000	Supervisor	Rolling Mill-2	M	91	5.9	1.79832	28.138727	OVER WEIGHT	A+	Clear	116	116	-116	99.1	100.5	1.4	130/80	130/80	0/3	130/83	130/83	0/3	14	96%	N	Fit		
34	Sandeep Singh	10/07/1985	Cable Rew Fitter	Rolling Mill-2	M	62	5.3	1.61544	23.758008	NORMAL	B+	Clear	85	91	6	98.6	99.6	1	126/80	126/80	0/4	126/84	126/84	0/4	14	96%	N	Fit		
35	Kamal Kumar Barick	03/01/1993	Fitter	Rolling Mill-2	M	76	5.4	1.64592	28.050458	OVER WEIGHT	B+	Clear	80	87	7	97.3	99.9	2.4	122/82	122/82	4/1	126/83	126/83	4/1	14	98%	N	Fit		
36	Amal Kumar Singh	27/07/1907	Sr.Fitter	Rolling Mill-2	M	79	5.36	1.63728	29.598356	OVER WEIGHT	O+	Clear	89	94	5	97.8	99.9	2.1	122/80	122/80	3/0	125/80	125/80	3/0	14	99%	N	Fit		
37	Rajesh Kumar	10/01/1992	Fitter	Rolling Mill-2	M	74	5.2	1.58496	29.437447	OVER WEIGHT	B+	Clear	81	88	7	98.2	98.9	0.7	126/80	126/80	0/4	126/84	126/84	0/4	14	97%	N	Fit		
38	Ramachar Sharma	20/01/1980	Fitter	Rolling Mill-2	M	65	5.9	1.79832	20.092299	NORMAL	B+	Clear	84	88	4	98.8	98.5	2.7	115/80	115/80	4/3	122/83	122/83	4/3	14	97%	N	Fit		
39	Suryagan Kumar Chakraborty	09/11/1991	Helper	Rolling Mill-2	M	64	5.7	1.73736	21.203148	NORMAL	A+	Clear	77	82	5	97.6	99.6	2	116/78	116/78	3/4	119/82	119/82	3/4	14	98%	N	Fit		
40	Sudip Das	01/07/1994	Helper	Rolling Mill-2	M	66	5.4	1.64592	24.582376	NORMAL	B+	Clear	93	96	3	98.5	99.8	1.3	126/80	126/80	3/2	127/82	127/82	3/2	14	99%	N	Fit		
41	Sudhansu Nayak	07/04/1996	Helper	Rolling Mill-2	M	55	5.9	1.79832	17.60794	UNDER WEIGHT	O+	Clear	84	88	4	98.2	99.6	1.4	110/70	110/70	4/5	114/75	114/75	4/5	14	97%	N	Fit		
42	Sandeep Kumar Acharya	05/05/1994	Helper	Rolling Mill-2	M	64	5.9	1.79832	19.790911	NORMAL	O+	Clear	72	81	9	96.5	98.5	2	118/80	118/80	0/4	118/84	118/84	0/4	14	98%	N	Fit		
43	Rajesh Kumar Singh	25/06/1998	Fitter	Rolling Mill-2	M	86	5.4	1.64592	24.362376	NORMAL	A+	Clear	82	89	7	97.4	98.9	1.5	120/80	120/80	3/2	123/82	123/82	3/2	14	98%	N	Fit		
44	Krishna Yadav	11/04/1995	Fitter	Rolling Mill-2	M	78	5.6	1.70688	26.772487	OVER WEIGHT	B+	Clear	80	85	5	96.5	98.5	2	126/80	126/80	6/3	132/83	132/83	6/3	14	98%	N	Fit		

Handwritten signature

Date : 18/03/2026

HEAT STRESS ANALYSIS REPORT

Unit - 2

Sl. NO.	NAME	Date of Birth (DD/MM/YYYY)	DESIGNATION	DEPARTMENT	SEX (M/F)	WEIGHT (Kgs)	HIGHT (ft)	HIGHT (Meter)	Body Mass Index (B.M.I.)	Blood Group	Chest	Pulse Rate Before (BPM)	Pulse Rate After (BPM)	Raise in Pulse Rate	Body Temp. before in Work area	Body Temp. after in Work area	Rise in core body Temp	Blood Pressure Before (mm/hg)	Blood Pressure After (mm/hg)	Raise in blood pressure (mm/hg)	Respiration Time	Oxygen Level (%)	Anemia	Result (Fit/Unfit)	Remarks
45	Chanda Kumar Singh	28/02/1982	Foreman	Rolling Mill-1	M	87	5.9	1.7632	25.92836	O+	Clear	70	79	9	98.8	98	1.2	122/80	125/82	3/2	14	97%	N	Fit	
46	Anshu Kumar Das	14/06/1991	Electrical Shift Incharge	Rolling Mill-1	M	60	5.5	1.6764	21.34006	O+	Clear	75	81	6	97.9	98.6	0.7	116/76	120/79	4/3	14	99%	N	Fit	
47	Albhad Singh	12/06/1984	Foreman	Rolling Mill-1	M	56	5.5	1.6764	19.52678	AB+	Clear	73	79	6	98.2	99.6	1.4	110/70	114/74	4/4	14	98%	N	Fit	
48	Shashi Sanyal	01/01/1978	Jr.Fitter	Rolling Mill-1	M	64	5.1	1.3548	26.48593	O-	Clear	79	82	3	97.6	98.6	1	120/80	122/81	2/1	14	99%	N	Fit	
49	Prateep Kumar Berman	04/05/1986	Welder	Rolling Mill-2	M	65	5.8	1.7674	23.56281	B+	Clear	105	108	3	97.8	98.9	1.1	126/80	126/84	0/4	14	99%	N	Fit	
50	Ravi Mandal	30/01/1999	Welder	Rolling Mill-1	M	70	5.7	1.7326	23.09043	O+	Clear	85	91	6	98.5	98.5	0	120/80	123/84	3/4	14	98%	N	Fit	
51	Abhinav Hassan Awasari	02/06/1980	Helper	Main Yard	M	61	5.7	1.7326	20.3025	NORMAL	Clear	89	92	3	98.4	99.9	1.5	122/80	122/85	0/5	16	95%	N	Fit	
52	Aman Kumar Nayak	23/05/2007	Jr.Fitter	SMS-2	M	55	5.9	1.7682	17.90704	B+	Clear	90	94	4	98.2	99.8	1.6	116/78	116/78	0/0	14	97%	N	Fit	
53	Ravi Kumar	26/03/200	Jr.Fitter	SMS-2	M	48	5.8	1.7674	15.38673	AB+	Clear	72	78	6	97.9	98.6	1.7	100/60	110/68	10/8	14	95%	N	Unfit	
54	Anand Kumar Nayak	01/02/1996	Asst.Fitter	SMS-2	M	74	5.8	1.7674	21.62843	O+	Clear	89	92	3	98.5	99.8	3.3	120/80	122/84	2/4	14	99%	N	Fit	
55	Aswanto Das	08/12/2000	D.E.T	SMS-2	M	65	5.6	1.7688	22.30401	B+	Clear	109	110	1	96.6	99.5	2.9	120/80	122/83	2/3	16	99%	NH	Fit	
56	Aswanto Nayak	20/06/2003	Asst.Fitter	SMS-2	M	59	5.6	1.7088	20.25079	AB+	Clear	101	102	1	98.2	99.7	3.5	110/70	114/75	4/5	16	99%	NH	Fit	
57	Kundan Praman	15/02/2000	Fitter	SMS-2	M	89	5.8	1.7674	28.47746	B+	Clear	93	94	1	95.8	98.7	3.9	122/80	125/83	3/3	14	96%	NH	Fit	
58	Abhis Kumar Pasari	03/11/1985	Fitter	SMS-2	M	65	5.4	1.6492	23.99627	AB+	Clear	94	98	4	96.2	99.4	3.2	120/80	124/82	4/2	14	95%	NH	Fit	
59	Ran Swaraj Kishor	01/12/1978	RO Operator	SMS-2	M	59	5.3	1.6154	23.68427	B+	Clear	93	92	-1	98	98.1	2.1	120/80	122/81	2/1	14	98%	NH	Fit	
60	Lokesh Mandal	22/04/1996	Foreman	SMS-2	M	77	5.9	1.7982	23.80856	O-	Clear	77	81	4	98.2	98.9	0.7	118/80	123/85	5/3	14	96%	NH	Fit	
61	Pravali Kumar	12/03/1967	Jr.Fitter	SMS-2	M	58	5.7	1.7376	19.21533	A-	Clear	91	95	4	98	99.5	1.5	120/80	123/82	3/2	14	99%	NH	Fit	

Category	BP
Normal	120/80 or less
Normal	130/80/180
High	140/90/160
Category	BMI
Underweight	18.5
Normal Weight	18.5 - 24.9
Overweight	25 - 29.9
Obese	30
Obese	30

DR. M. P. PASWAN
 GENERAL PHYSICIAN & SURGEON
 DIABETES ADVISER
 Regn. No.-30226 BMCR
 Signature with date of the Factory Medical Officer/Physician

Annexure -26

(OHS Record)

Health Check-up Report (Form No-17)

Date : 09/02/2026

Sl. No.	NAME	Date of Birth (DD/MM/YYYY)	DESIGNATION	DEPARTMENT	SEX (M/F)	WEIGHT (Kgs.)	HEIGHT (Ft.)	Blood Group	Chest	Pulse Rate(BPM)	Blood Pressure (mm/hg)	Respiration Time	Oxygen Level (%)	Anemia	Result (Fit/ Unfit)	Remarks
1	Ronukeswar Pandey	5.4.1983	A.G.M	Rolling Mill-1	M	64	5.5	A-	Clear	68	116/78	14	99%	N	Fit	
2	Bachha Singh	01.01.1989	Crane Operator	Rolling Mill-1	M	76	5.4	O+	Clear	70	120/80	14	99%	N	Fit	
3	Abhijit Kumar	29.01.1989	A.G.M	Rolling Mill-2	M	66	5.9	B+	Clear	86	110/70	14	99%	N	Fit	
4	Vit Ranu	01.01.1990	Filter	Rolling Mill-1	M	79	5.5	B+	Clear	75	125/90	14	95%	N	Fit	
5	Vijay Viswakarma		Filter	Rolling Mill-1	M	72	5.3	B+	Clear	92	128/85	14	97%	N	Fit	
6	Pradip Mondal	25.12.2002	Trainee	Rolling Mill-1	M	63	5.7	O+	Clear	74	120/80	14	99%	N	Fit	
7	Raja Singh	01.01.1986	Filter	Rolling Mill-1	M	71	5.4	A+	Clear	95	180/100	14	98%	N	Fit	High BP
8	Anuresh chowhan	01.10.1994	Filter	Rolling Mill-1	M	70	5.3	B+	Clear	92	124/84	14	98%	N	Fit	
9	Souvik Kumar	20.03.2003	CNC OPL	Rolling Mill-1	M	66	5.4	A+	Clear	106	122/80	14	99%	N	Fit	
10	Rajiv Kumar	15.01.1987	Turner	Rolling Mill-1	M	52	5.2	B+	Clear	91	110/70	14	97%	N	Fit	
11	Santa Kumar	14.01.1982	Shaper man	Rolling Mill-1	M	73	5.6	AB-	Clear	112	130/90	14	99%	N	Unfit	
12	Vaasudha Prasad	26.01.1971	Turner	Rolling Mill-1	M	63	5.5	B+	Clear	85	130/80	14	98%	N	Fit	
13	Aravind Kumar Yadav	01.01.1981	Filter	Rolling Mill-1	M	81	5.7	O+	Clear	74	120/80	14	97%	N	Fit	
14	Pawan Kumar Rawat	03.10.1982	Asst. Foreman	Rolling Mill-1	M	81	5.6	A+	Clear	81	120/80	14				

DR. M. P. PASKWAN
GENERAL PHYSICIAN & SURGEON
DIABETES ADVISER
Regn. No.-30228 BMRCP

Unit-2

Health Check-up Report (Form No-17)

Date : 09/02/2026

Sl. NO.	NAME	Date of Birth (DD/MM/YYYY)	DESIGNATION	DEPARTMENT	SEX (M/F)	WEIGHT (Kgs.)	HEIGHT(Ft.)	Blood Group	Chest	Pulse Rate(BPM)	Blood Pressure (mm/hg)	Respiration Time	Oxygen Level (%)	Anemia	Result (Fit/ Unfit)	Remarks
15	Mantu Kumar Yadav	01.01.1998	Filter	Rolling Mill-1	M	63	5.2	A+	Clear	74	126/80	14	98%	N	Fit	
16	Raash Tiwary	10.04.1997	Filter	Rolling Mill-1	M	81	5.7		Clear	86	118/78	14	95%	N	Fit	
17	Sujit Kumar	28.10.1984	Filter	Rolling Mill-1	M	57	5.7	O+	Clear	72	116/75	14	96%	N	Fit	
18	Dhrav Sharma	15.12.1986	Filter	Rolling Mill-1	M	69	5.2	B+	Clear	120	150/90	16	99%	N	Fit	High BP
19	Santosh Rawal	01.01.1978	Jr.Filter	Rolling Mill-1	M	53	5.4	B+	Clear	70	118/76	14	98%	N	Fit	
20	Vikash Kumar		Welder	Rolling Mill-1	M	61	5.1	B+	Clear	74	120/80	14	96%	N	Fit	
21	Rajiv Mahato		Filter	Rolling Mill-1	M	70	5.6	B+	Clear	104	126/80	14	99%	N	Fit	
22	Haranam Sharma	01.01.1998	Turner	Rolling Mill-1	M	71	5.6	B+	Clear	102	120/80	14	99%	N	Fit	
23	Prashanta Mandal	10.04.1983	NBS Supervisor	Rolling Mill-1	M	66	5.8	A+	Clear	83	116/78	14	99%	N	Fit	
24	Lal Babu Gurja		Turner	Rolling Mill-1	M	72	5.5	O+	Clear	128	120/80	16	99%	N	Fit	
25	Shruvan Kumar	22.03.1984	Filter	Rolling Mill-1	M	84	5.8	B+	Clear	86	126/82	14	96%	N	Fit	
26	Pranod Kumar Verma	20.01.1972	Helper	Rolling Mill-1	M	73	5.11	A+	Clear	88	122/80	14	99%	N	Fit	
27	Nandhanu Narayan Yadav	12.09.1990	Filter	Rolling Mill-2	M	67	5.1	AB+	Clear	67	110/70	14	97%	N	Fit	
28	Arvind Kumar Mahato	19.02.1998	Asst. Page	Rolling Mill-1	M	63	5.4	A+	Clear	68	120/80	14	94%			

DR. M. P. PASTVAN
 GENERAL PHYSICIAN & SURGEON
 DIABETES ADVISER
 Regd. No. - 30233/2019

Unit-2

Health Check-up Report (Form No-17)

Date: 09/02/2026

Sl. No.	NAME	Date of Birth (DD/MM/YYYY)	DESIGNATION	DEPARTMENT	SEX (M/F)	WEIGHT (kgs.)	HEIGHT (ft.)	Blood Group	Chest	Pulse Rate (BPM)	Blood Pressure (mm/hg)	Respiration Time	Oxygen Level (%)	Anemia	Result (Fit/Unfit)	Remarks
29	Rohini Datta	28.09.2000	Jeeling	Rolling Mill-2	M	67	5.4	B+	Clear	105	123/80	14	98%	N	Fit	
30	Ashishbab Das	16.02.1994	G.F.T	Rolling Mill-1	M	76	5.5	O+	Clear	123	135/85	16	99%	N	Fit	
31	Saksh Das	21.01.2001	Jeeling	Rolling Mill-1	M	49	4.8	B+	Clear	72	109/60	14	98%	N	Fit	
32	Aakash Singh	01.01.1997	Turner	Rolling Mill-1	M	63	5	d	Clear	97	116/78	14	99%	N	Fit	
33	Kumarish Ghosh	16.05.2004	Trainee	Rolling Mill-1	M	68	5.8	O+	Clear	89	120/80	14	99%	N	Fit	
34	Munish Kumar Singh	01.01.1991	Shaper Man	Rolling Mill-1	M	83	5.9	B+	Clear	77	118/78	14	96%	N	Fit	
35	Hendray Shaw	15.08.1987	Ass. Foreman	Rolling Mill-2	M	81	5.8	AB+	Clear	94	130/90	14	98%	N	Fit	
36	Abhaji Bhattachjee	11.01.2005	D.F.T.	Rolling Mill-2	M	75	5.11	B+	Clear	110	130/80	14	98%	N	Fit	
37	Partha Mondal	09.07.2002	Fitter	Rolling Mill-1	M	55	5.6	B+	Clear	116	120/80	14	96%	N	Fit	
38	Rajju Singh	10.11.1991	Helper	Manoj Yadav	M	63	5.7	B+	Clear	88	130/80	14	99%	N	Fit	
39	Kapil Yadav		Chassis Helper	Manoj Yadav	M	76	5.6	B+	Clear	80	140/90	14	98%	N	Unfit	
40	Ram Hansda		Chassis Helper	Manoj Yadav	M	51	5.2		Clear	93	120/80	14	99%	N	Fit	
41	Ishan Ansari	28.11.1990	Welder	Rolling Mill-2	M	53	5.8	O+	Clear	81	110/70	14	99%	N	Fit	
42	Jan Kumar Chatterjee	12.09.2001	Trainee	Rolling Mill-2	M	60	5.3	AB+	Clear	81	140/70	14	96%	N	Fit	
43	Ashu Das	15.02.1999	Supervisor MIS	Rolling Mill-1	M	77	5.5	B+	Clear	98	130/80	14	98%	N	Fit	

DR. M. P. BASWAN
 GENERAL PHYSICIAN & SURGEON
 DIABETES ADVISER
 Reg. No. - 30253/KR/2018

Unit-2

Health Check-up Report (Form No-17)

Date : 09/02/2026

Sl. No.	NAME	Date of Birth (DD/MM/YYYY)	DESIGNATION	DEPARTMENT	SEX (M/F)	WEIGHT (kgs.)	HEIGHT(Ft)	Blood Group	Chest	Pulse Rate(BPM)	Blood Pressure (mm/Hg)	Respiration Time	Oxygen Level (%)	Anemia	Result (Fit/Unfit)	Remarks
41	Poojabit Dey	17.09.2003	D.E.L.MIS Lab	Rolling Mill-1	M	47	5.3	B+	Clear	83	110/70	14	98%	N	Fit	
45	Aniket Tiwary	08.01.1997	Filter	Rolling Mill-2	M	81	5.1	A+	Clear	106	118/78	14	98%	N	Fit	
46	Sundil Kumar Yadav	03.01.1994	Sr.Filter	Rolling Mill-2	M	69	5.7	O+	Clear	84	118/78	14	98%	N	Fit	
47	Sushil Kumar	13.04.1994	Sr.Filter	Rolling Mill-1	M	59	5.6	O+	Clear	90	110/70	14	98%	N	Fit	
48	Ramesh Chandra Nayak	07.07.1487	Filter	Rolling Mill-2	M	62	5.4	B+	Clear	101	120/80	14	98%	N	Fit	
49	Sanjay Sharma	01.01.1975	Filter	Rolling Mill-2	M	56	5.4	B-	Clear	78	110/70	14	95%	N	Fit	
50	Souvik Sarbar	05.07.200	Supervisor	Rolling Mill-2	M	91	5.9	A+	Clear	116	130/80	14	96%	N	Fit	
51	Sanjay Singh	10.07.1985	Guide box filter	Rolling Mill-2	M	62	5.3	B+	Clear	85	126/80	14	96%	N	Fit	
52	Karan Kumar Pandit	05.02.1993	Filter	Rolling Mill-2	M	76	5.4	B+	Clear	80	122/82	14	98%	N	Fit	
53	Anil Kumar Singh	27.07.1997	Sr.Filter	Rolling Mill-2	M	79	5.36	O+	Clear	89	122/80	14	99%	N	Fit	
54	Rupesh Kumar	10.01.1992	Filter	Rolling Mill-2	M	74	5.2	B+	Clear	81	126/80	14	97%	N	Fit	
55	Ramaadhar Sharma	20.10.1980	Filter	Rolling Mill-2	M	65	5.9	B+	Clear	84	118/80	14	97%	N	Fit	
56	Sangam Kumar Chakraborty	08.11.1999	Helper	Rolling Mill-2	M	64	5.7	A+	Clear	77	116/78	14	98%	N	Fit	
57	Sujit Bhowmik	04.07.1994	Helper	Rolling Mill-2	M	66	5.4	A+	Clear	93	120/80	14	98%	N	Fit	


DR. M. P. PASWAN
 GENERAL PHYSICIAN & SURGEON
 Regn. No.-30228 BMR
 DIABETES ADVISER
M. Paswan

Unit-2

Health Check-up Report (Form No-17)

Date : 09/02/2026

Sr. No.	NAME	Date of Birth (DD/MM/YYYY)	DESIGNATION	DEPARTMENT	SEX (M/F)	WEIGHT (Kgs)	HEIGHT(PL)	Blood Group	Chest	Pulse Rate(BPM)	Blood Pressure (mm/hg)	Respiration Time	Oxygen Level (%)	Anemia	Result (Fit/Unfit)	Remarks
58	Sushanta Mondal	07.04.1986	Helper	Rolling Mill-2	M	55	5.9	O+	Clear	84	110/70	14	97%	N	Fit	
59	Sekhar Kumar Mahato	15.03.1987	Helper	Rolling Mill-2	M	61	5.9	O+	Clear	72	118/80	14	98%	N	Fit	
60	Bojesh Kumar Singh	25.05.1995	Fitter	Rolling Mill-2	M	66	5.4	A+	Clear	82	120/80	14	98%	N	Fit	
61	Kamaoia Yadav	11.04.1988	Fitter	Rolling Mill-2	M	78	5.6	B+	Clear	80	126/80	14	98%	N	Fit	
62	Chandra Kumar Singh	28.02.1982	Ferman	Rolling Mill-1	M	87	5.9	O-	Clear	70	122/80	14	97%	N	Fit	
63	Asok Kumar Das	14.06.1981	Electrical Shift Incharge	Rolling Mill-1	M	60	5.5	O+	Clear	75	116/76	14	99%	N	Fit	
64	Rohand Singh	12.06.1984	Fitter	Rolling Mill-1	M	56	5.5	AB-	Clear	73	110/70	14	98%	N	Fit	
65	Sudh Shrivam	01.01.1978	Jr Fitter	Rolling Mill-1	M	64	5.1		Clear	79	120/80	14	99%	N	Fit	
66	Prateep Kumar Barmon	01.03.1986	Welder	Rolling Mill-2	M	65	5.8	B+	Clear	105	126/80	14	99%	N	Fit	
67	Rohat Mondal	30.01.1989	Welder	Rolling Mill-1	M	70	5.7	O+	Clear	85	120/80	14	98%	N	Fit	
68	Rohit Yadav		Loss Man	Manoj Yadav	M	88	5.2		Clear	84	130/90	14	99%	N	Fit	
69	Kobarak Hussain Ansari	02.06.1980	Helper	Manoj Yadav	M	61	5.7		Clear	89	122/80	16	95%	N	Fit	
70	Anam Kumar Naredak	25.05.2007	Helper	SMS-2	M	26	5.9	B+	Clear	90	116/78	14	97%	N	Fit	
71	Saikat Kumar	30.10.200	Helper	SMS-2	M	48	5.8	AB+	Clear	72	100/60	14	93%		Fit	


DR. M. P. PASWAN
 GENERAL PHYSICIAN & SURGEON
 DR. M. P. PASWAN & ADHES
 GENERAL PHYSICIAN & SURGEON
 Regd. No-101-302288


Unit- 2

Health Check-up Report (Form No-17)

Date : 09/02/2026

Sl. No.	NAME	Date of Birth (DD/MM/YYYY)	DESIGNATION	DEPARTMENT	SEX (M/F)	WEIGHT (Kgs.)	HEIGHT(Bl.)	Blood Group	Chest	Pulse Rate(BPM)	Blood Pressure (mm/hg)	Respiration Time	Oxygen Level (%)	Anemia	Result (Fit/Unfit)	Remarks
72	Anubhoy Khawas	01.02.1996	Asst.Luggs	SMS-2	M	74	5.8	O+	Clear	89	120/80	14	99%	N	Fit	
73	Soustav Day	18.01.2000	D.E.T	SMS-2	M	65	5.6	B+	Clear	109	120/80	16	99%	Nil	Fit	
74	Sabhadip Nandi	29.06.2003	Asst.Luggs	SMS-2	M	59	5.6	AB+	Clear	101	110/70	16	99%	Nil	Fit	
75	Kamalan Paswan	15.02.2000	Engg	SMS-2	M	89	5.8	B+	Clear	93	122/80	14	96%	Nil	Fit	
76	Hablu Kumar Prasad	03.11.1985	Fitter	SMS-2	M	65	5.4	AB+	Clear	94	120/80	14	95%	Nil	Fit	
77	Ram Swarnp Kushwaha	01.12.1978	RC Operator	SMS-2	M	50	5.3	B+	Clear	93	120/80	14	98%	Nil	Fit	
78	Lokeshath Mondal	22.04.1996	Fitter	SMS-2	M	77	5.9	O+	Clear	77	118/80	14	96%	Nil	Fit	
79	Siyam Kumar	12.03.1997	Jr Fitter	SMS-2	M	58	5.7	A-	Clear	91	120/80	14	99%	Nil	Fit	

Category	BP
Normal	120 / 80 or less
Moderate	121-139 / 81-89
High	≥ 140 / 90
Category	BMI
Underweight	≤ 18.5
Normal Weight	18.5 - 24.9
Overweight	25 - 29.9
Obesity	≥ 30


DR. M. BASWAN
 GENERAL PHYSICIAN & SURGEON
 Sub-Office of the Factory Health & Safety Wing
 Regn. No.-30228 BMR
DIABETES ADVISER

Annexure -27
(ENVIRONMENT POLICY)

Environmental Policy

The goal of M/s Maithan Steel & Power Plant is to apply the Environment Management System to its operations based on preventive approach and to improve the system with its mission, vision and values.

Our goal is the '**Protection of the Environment**' and the '**Efficient use of Natural Resources**' for the Sustainable Growth of Business.

We will strive to become a role model for the Steel Industry by going beyond compliance through:

- Identify, assess and manage our environment impact;
- Regularly monitor, review and report our environmental performance;
- Develop and rehabilitate abandoned sites through afforestation and landscaping;
- Enhance awareness, skill and competence of our employees and contractors to demonstrate their involvement, responsibility and accountability for sound environmental performance;
- Effective implementation of Environmental Management System to attain Zero Liquid Discharge;
- Proper Management of Wastes.

Rev No: 02

Date: 27th September 2022



Director

Registered Office:

9, A.J.C. Bose Road, Ideal Centre,
6th Floor, Kolkata - 700 017,
☎ +91 33 4085 7200

CIN: U27102WB2001PLC093321

Works: Unit-I

P.O. Bonra, P.S.: Neturia - 723121,
Dist.: Purulia, (WB)

🌐 www.maithansteel.com

Works: Unit-II

Chittaranjan Road, Dendua More,
P.O. & P.S.: Salanpur - 713357,
Dist.: Paschim Bardhaman (WB)

☎ 8651540007

Annexure -28

(ADVERTISEMENT FOR EC GRANT)

Application Form : 50/-
mandira Admission Test (SAT) : 20 April 2025
www.shilpamandira.org or www.belursat.org

Last Date of Submission : 15 April 2025
Exam Time : 10:00 a.m. - 12:00 Noon
Contact : 2654 9381 / 9433012463

3 Years Diploma
Civil Engineering
Mechanical Engineering
Electrical Engineering
Electronics & Telecommunication Engg.

Eligibility
Madhyamik or Equivalent
♦ (Aggregate 50% marks)
Math + Phys. Sc. = 50%
♦ DOB - (01/01/2004 - 30/06/2010)
Max Age- 21 yrs (01/07/2025)
♦ Valid JEXPO - 2025 Rank
♦ Indian Male Only

Facilities • Beautiful Campus near Belur Math • Disciplined Academic Culture
• Placement Assistance • Industry Visit • Excellent Labs • Library Facility

শিল্প শিক্ষা

শিল্প বিজ্ঞান

CONTACT
933088928

ENTRANCE
Venture, Ideal Or Flat. Near hi

শিল্পের জন্য

ITS NEW

ahamayatala, 3 BHK
floor new flat car
and Castle high rise
complex all amenities
late sale Rs 1.30 Cr
M:933088928

শিল্প সংক্রান্ত

জ ও ভাড়া

RENT / LEASE
3BHK Flat,
Circular Rd 7th
2 Balconies |
Prime Location
WA : 9830231122

জ ও মোটর

শিল্প বিজ্ঞান

NOTICE

Client Mrinal Kumar
the original Deed of
No. 00870/2017
at ADSR- Ranaghat-
was in his custody.
dated at P.S.- Ranaghat
I.E. No. 1402 dated
15. If anyone has any
contacts me with
documents within 7
reafter no claim will
be accepted.
Anayan Chandra,
874412733

Ei Samay 26/03/25

বিজ্ঞপ্তি
সকলকে জানানো যাচ্ছে যে, মাইথন স্টিল অ্যান্ড পাওয়ার লিমিটেড তাদের পশ্চিম বর্ধমান জেলায় সাশানপুর - এর নাকরাঝোরিয়া এলাকায় স্টিল কারখানার সম্প্রসারণের জন্য পরিবেশগত ছাড়পত্র (EC) পেয়েছে। এই অনুমোদন ভারত সরকারের পরিবেশ, বন ও জলবায়ু পরিবর্তন মন্ত্রক দ্বারা দেওয়া হয়েছে। এই সম্প্রসারণের মধ্যে থাকবে ১) স্টিল তৈরির ইউনিট (Steel Melting Shop) ৩,৭৫,০০০ টন/বছর থেকে ৮,৮৯,০০০ টন/বছর পর্যন্ত বৃদ্ধি। ২) রোলিং মিল (Rolling Mill) ২,৯৭,০০০ টন/বছর থেকে ৮,৪০,০০০ টন/বছর পর্যন্ত বৃদ্ধি। ৩) ঠান্ডা প্রসেসিং ওয়ার্কশপ (Cold Drawing Workshop) ৩৩,০০০ টন/বছর থেকে ৭০,০০০ টন/বছর পর্যন্ত বৃদ্ধি। ৪) স্লাগ চাঙ্গার ইউনিট (Slag Crushing Unit) ১,০৫,০০০ টন/বছর। ৫) স্ন ও সুরক্ষা আবরণের ওয়ার্কশপ (Protective Coating Workshop) ৬০,০০০ টন/বছর। এই সমগ্র সম্প্রসারণ পশ্চিম বর্ধমান জেলায় সাশানপুর - এর নাকরাঝোরিয়া এলাকায় মাইথন স্টিল অ্যান্ড পাওয়ার লিমিটেড কারখানার মধ্যে করা হবে। পরিবেশগত অনুমোদনের EC নম্বর EC23A1008WB5435864 N, ফাইল নম্বর IA-J-11011/679/2008 -IA-II(IND-I), অনুমোদনের তারিখ ২০শে মার্চ, ২০২৫। এই অনুমোদনের রূপে SPCB/নির্দিষ্ট কর্মসূচিতে পাওয়া যাবে এবং মন্ত্রালয়ের ওয়েবসাইটে দেখা যেতে পারে সাথে <https://parivesh.nic.in/> ওয়েবসাইটেও দেখা যেতে পারে এবং পশ্চিমবঙ্গ দূষণ নিয়ন্ত্রণ পর্ষদের কাছেও এর কপি পাঠানো হয়েছে। তারিখ : ২১শে মার্চ, ২০২৫ মাইথন স্টিল অ্যান্ড পাওয়ার লিমিটেড - এর পক্ষ থেকে।

***PUBLIC NOTICE**
It is notified that Original Deed being no. 1257 for the year 1966 registered in the office of Sub Registrar of Assurance, Calcutta relating to the property situated at Premises no. 22, Haralal Das Lane, P.S. Jorabagan, Kolkata, PIN: 700006 has been lost/misplaced from our client's (Sti. Mohit Mukherjee) custody during the course of his usual work for which a general dary has been lodged on 21.03.2025 with Jorabagan Police Station vide GD Entry No. 1554 dated 21.03.2025.
Anybody having custody of the said deed or having any information thereof may kindly intimate the undersigned within 10 days from the date hereof after which no claim shall be entertained.
Dated: 25.03.2025 Yours faithfully,
For M/S. S.S. LEGAL SERVICES
Advocate
Regent House, 3rd Floor
12, Govt Place East, Chamber-2&3
Kolkata-700069
Ph No.: 033-4822 2929
E-mail: slegal.kol@gmail.com

কোর্ট বিজ্ঞপ্তি

Deed No. 1945, for the year 2017 regd. at A.D.S.R. Serampore, for land measuring 5 Cottah at Mouza- Rishra, R.S. Dag No. 4404, R.S. Khatian No. 2908, L.R. Dag No. 13920, under Rishra Municipality, Ward No. 7, 13, Paras Singh Road, P.S.- Rishra, Hooghly is missing from my client Mira Singh, wife of Bharat Prasad Singh, of 13/A, Paras Singh Road, P.S.-Rishra, Hooghly and G.D. lodged before Rishra Police Station and affidavit before Judicial magistrate was executed. If anyone have any claim over the property or the deed or found the same inform the undersigned within 15 days otherwise it shall be declared the property is free from all encumbrances.
Koushik Chatterjee
Advocate
Room No. 510 & 511,
Delta House,
4 Govt. Place (N), Kol 1,
Mb : 9831097130

This is to inform that my client 1)Jeset Singh & 2)Sunderpal Singh, S/o L.L. Manojan Singh, S/o L.L. Harman Singh R/o - ward No.01, Mouza 232,P.O,Inda, Khargapur,Dist.Paschim Medinipur (W.B),Manojan Singh &Sohan Singh(Brothers) S/o-L.L. Harman Singh are the executors of General Power of Attorney vide no.37of 29/06/1970 Sub Registrar office,Khargapur& 2546 of 31/01/1985 Sub Registrar office Luchhana (P.B).The holders of General Power of Attorney having Partition Deed No. 86 dated 09/01/1991 of Sub Registrar office Khargapur. If any person having objection may contact within 15 days after publication of this notice. Otherwise no claim is entitled as per Law.
Bibekananda Ghosh, Advocate
SO Court Khargapur, M-9535671677

ব্যক্তিগত

নাম পরিবর্তন

AFFIDAVIT
আমি আদিত প্রসাদ চন্দ, পিতা চৈতন্য চন্দ গ্রাম-রাধাকান্তপুর, পোই-কেজাকুড়া, থানা- বাকুড়া, জেলা- বাকুড়া, পিন- ৭২২১৩৯, পশ্চিমবঙ্গ, ভারত। জুডিশিয়াল মেজিস্ট্রেট ৪র্থ কোর্ট বাকুড়া Affidavit দ্বারা আদিত চন্দ নামে পরিচিত হলাম। Affidavit No- SL 976 Dated-13.03.2025 আদিত প্রসাদ চন্দ ও আদিতা চন্দ একই ব্যক্তি।

I, Annu Agarwal (old name) daughter of Gopal Chandra Agarwal and wife of Ankit Agarwal, presently residing at 134B, Bellaghata Main Road, Sunrise, Towers-2, Flat -5K, Kolkata-700015, West Bengal, have changed my name and shall henceforth be known as Shivangi Agarwal (new name) as declared before the Ld Ist Class Judicial Magistrate at Kolkata vide affidavit No. 425 dated 04/03/2025. Annu Agarwal (old name) and Shivangi Agarwal (new name) both are same & one identical person.

I, Annu Agarwal (old name) daughter of Gopal Chandra Agarwal and wife of Ankit Agarwal, presently residing at 134B, Bellaghata Main Road, Sunrise, Towers-2, Flat -5K, Kolkata-700015, West Bengal, have changed my name and shall henceforth be known as Shivangi Agarwal (new name) as declared before the Ld Ist Class Judicial Magistrate at Kolkata vide affidavit No. 425 dated 04/03/2025. Annu Agarwal (old name) and Shivangi Agarwal (new name) both are same & one identical person.

are one of the leading manufacturers of... Carbon Black, SNF (Sulphonated Naphthalene Formaldehyde), PCE (Polycarboxylate Ether), Speciality Oils, Advance Carbon Material etc. For the above mentioned products we require trustworthy and reliable Transporters to on board with us for carrying out smooth business in FITL for Transportation of our end products to our Clients PAN India in both inbound and outbound movement.
For Registration and Induction process, kindly drop a mail or get in touch with:
1. Mr. R. K. Chokhani
Ph No- 9830419745 Email: rkchokhani@himadri.com
2. Mr. Kaustav Das
Ph No- 9674132617 Email: kaustav@himadri.com
3. Mr. Sonnath Mukherjee
Ph No- 9147117607 Email: mukherjees@himadri.com

I, Prabir Kumar Chakraborty, S/o: Late Jatish Chakraborty, residing at Khargabari, Coochbehar, West Bengal, PIN- 736179, have changed my name and shall henceforth be known as Prabir Chakraborty as declared before the Notary Public Barasat Judges Court, North-24 Parganas, vide affidavit no. 3112 Dated 21/03/2025. Prabir Kumar Chakraborty and Prabir Chakraborty both are same and identical person.

I, Halima Badsha Sayyed (Old Name), daughter of Late Badshah Gaus Sayyed, residing at Awno Bhaskar Roy Enclave, Phase-2, Block- C-1, Flate 404, Rajarhat Gopalpur, North-24 Parganas, Pin-700136, West Bengal, shall henceforth be known as Hinza Sayed (New Name) vide an Affidavit sworn before the Ld. Judicial Magistrate at Kolkata on 19/03/2025. That Halima Badsha Sayyed and Hinza Sayed both are the same and one identical Person.

I, Lipika Mukhopadhyay (Old Name), Wife of Sumit Mukhopadhyay, Fl-2504, T-G, Avenlida, Plot 2.G/7 Dorabji Tata Road, New Town, AA-2, Ps-Techno City, North 24 Parganas Pin-700160, West Bengal, shall henceforth be known as Lipika Das Mukhopadhyay (New Name) vide an Affidavit No 112 sworn before the Notary Public at Kolkata on 25/03/2025. That Lipika Mukhopadhyay and Lipika Das Mukhopadhyay both are the same and one identical Person.

I, Lalita Prasad Jajodia (old name) son of Late Badri Prasad Jajodia, residing at B/4, Ashoka Park - Kharmardin Road, Shankar Nagar, Raipur, Pin: 492007, Chhatisgarh, have changed my name and shall henceforth be known as Lalit Prasad Jajodia (new name) as declared before the Notary Public at Kolkata dated 24/03/2025. Lalita Prasad Jajodia (old name) and Lalit Prasad Jajodia (new name) both are same and one identical person.

I, Shadab Nasreen, daughter of late Sheikh Mohammed Sualihin born on 15.08.1962 residing at 06, Colootola Lane, Chittaranjan Avenue, Kolkata - 700073, have changed my name to Nasreen Barry vide affidavit dated 18.03.2025 at Calcutta.

I, Jhulan Chatterjee (Old Name) W/O Ayan Chatterjee residing at Lalbaba Road, Dankuni, Hooghly-712311, West Bengal, have changed my name and shall henceforth be known as Jhulan Chatterjee Kanjial (New Name) as declared before the 1st Class Ld. Judicial Magistrate at Alipore vide affidavit no 3908 Dated 24/03/2025. Jhulan Chatterjee (Old Name) and Jhulan Chatterjee Kanjial (New Name) both are same and one identical person.

I, Paresh Chandra Debnath (As Per Deed Old Name), Son of Late Gobinda Chandra Debnath, residing at 94/156, South Sibachal, Near Lahiri Kalibari, Po-Birati, North 24 Parganas Pin-700051, West Bengal, shall henceforth be known as Paresh Debnath (New Name) vide an Affidavit sworn before the Notary Public at Kolkata on 25/05/2025. That Paresh Chandra Debnath and Paresh Debnath both are the same and one identical Person.

I, Atanu Ghosh son of Rabin-dranath Ghosh, aged about 42 years, by faith Hindu, by occupation Business, residing at 28/3, Nabulia Para Road, P.S- Hardevpur, Kolkata-700008, West Bengal, India. I lost my passport No. H0518965 issued on 18/09/2008 from RPO, Kolkata, lost at Behala Tram Depo under Behala P.S. G.D.E No. 1984 dated 21/03/2025. Before the Notary Public Alipore Kolkata on 24/03/2025.

I, Harjit Kaur (old name) D/o Sohan Singh and W/o Ishar Singh, residing at Om Enclave, Flat - 4B, 59/2. B. T. Road, Kolkata- 700002, West Bengal, have changed my name and shall henceforth be known as Harjeet Kaur (new name) as declared before the Notary Public at Kolkata dated 21/03/2025. Harjit Kaur (old name) and Harjeet Kaur (new name) both are same and one identical person.

I, Moly Ghosh wife of Atanu Ghosh and daughter of Nanda Dulal Das, by faith Hindu, residing at 28/3, Nabulia Para Road, P.S- Hardevpur, Kolkata-700008, West Bengal, India. I lost my passport No. N2622894 issued on 06/09/2015 from RPO, Kolkata, lost at Behala Tram Depo under Behala P.S. G.D.E No. 1985 dated 22/03/2025. Before the Notary Public Alipore Kolkata on 24/03/2025.

আপনার বিজ্ঞাপন দিতে
৯০৮৮৮১০১২০
কলকাতার জন্য বিজ্ঞাপন গ্রহণ পরিষেবার সময় সকাল ১০টা থেকে বিকেল ৫টা
পেমেন্ট করুন নেট ব্যাঙ্কিং, পেটিএম অথবা ডিজিটাল ওয়ালেটের মাধ্যমে

Annexure -29

(INTIMATION TO RELEVANT OFFICES FOR EC GRANT)

Dated: 24.03.2025

To,
 The District Magistrate
 Paschim Bardhaman
 West Bengal

Subject: Intimation Regarding Grant of Environmental Clearance from MoEF & CC, New Delhi vide letter No: F. No. IA-J-11011/679/2008-IA-II(IND-I) dated 20th March 2025 to M/s Maithan Steel & Power Ltd (Unit II) located at Vill – Nakrajoria, PO & PS – Salanpur, Dist. – Paschim Bardhaman, West Bengal.

Respected Sir,

We are writing to inform you that M/s Maithan Steel & Power Ltd (Unit II) located at Vill – Nakrajoria, PO & PS – Salanpur, Dist – Paschim Bardhaman, West Bengal has received the environmental clearance from the Ministry of Environment, Forest & Climate Change, Government of India. The Clearance was granted on dated 20th March 2025 vide letter No: F. No. IA-J-11011/679/2008-IA-II(IND-I).

We look forward to your cooperation in our endeavours to comply with all necessary regulations and ensure the sustainable development of our regional operations
 I am attaching a copy of the Environment Clearance letter for your reference and records.

Thanking you for your kind attention to this matter.

Yours Faithfully



Kaushik Chakraborty
 AGM Commercial
 Maithan Steel & Power Limited
 Salanpur, Paschim Bardhaman
 West Bengal



Encl: Environmental Clearance copy of MSPL, Salanpur.

Registered Office:

9, A.J.C Bose Road, Ideal Centre,
 6th Floor, Kolkata-700 017

© 033-4849 8118

CIN: U27102WB2001PLC093321

Works: Unit-I

P.O. Bonra, P.S. : Neturia - 723121,
 Dist.: Purulia, (WB)

www.maithansteel.com

Works: Unit-II

Chittaranjan Road, Dendua More,
 P.O & P.S.: Salanpur - 713357,
 Dist.: Paschim Bardhaman (WB)

© 8651540007

Dated: 24.03.2025

To,
The Sabhapati
Salanpur Panchayat Samiti
Paschim Bardhaman
West Bengal

Subject: Intimation Regarding Grant of Environmental Clearance from MoEF & CC, New Delhi vide letter No: F. No. IA-J-11011/679/2008-IA-II(IND-I) dated 20th March 2025 to M/s Maithan Steel & Power Ltd (Unit II) located at Vill – Nakrajoria, PO & PS – Salanpur, Dist. – Paschim Bardhaman, West Bengal.

Respected Sir,


We are writing to inform you that M/s Maithan Steel & Power Ltd (Unit II) located at Vill – Nakrajoria, PO & PS – Salanpur, Dist – Paschim Bardhaman, West Bengal has received the environmental clearance from the Ministry of Environment, Forest & Climate Change, Government of India. The Clearance was granted on dated 20th March 2025 vide letter No: F. No. IA-J-11011/679/2008-IA-II(IND-I).

We look forward to your cooperation in our endeavours to comply with all necessary regulations and ensure the sustainable development of our regional operations

I am attaching a copy of the Environment Clearance letter for your reference and records.

Thanking you for your kind attention to this matter.

Yours Faithfully


Kaushik Chakraborty
AGM Commercial
Maithan Steel & Power Limited
Salanpur, Paschim Bardhaman
West Bengal



Encl: Environmental Clearance copy of MSPL, Salanpur.

Registered Office:

9, A.J.C Bose Road, Ideal Centre,
6th Floor, Kolkata-700 017

© 033-4849 8118

CIN: U27102WB2001PLC093321

Works: Unit-I

P.O. Bonra, P.S. : Neturia - 723121,
Dist.: Purulia, (WB)

www.maithansteel.com

Works: Unit-II

Chittaranjan Road, Dendua More,
P.O & P.S.: Salanpur - 713357,
Dist.: Paschim Bardhaman (WB)

© 8651540007

MAITHAN STEEL & POWER LIMITED



Dated: 24.03.2025

To,
The Block Development Officer (BDO)

Salanpur
Paschim Bardhaman
West Bengal

Subject: Intimation Regarding Grant of Environmental Clearance from MoEF & CC, New Delhi vide letter No: F. No. IA-J-11011/679/2008-1A-II(ND-I) dated 20th March 2025 to M/s Maithan Steel & Power Ltd (Unit II) located at Vill - Nakrajoria, PO & PS - Paschim Bardhaman, West Bengal.

Respected Sir,

We are writing to inform you that M/s Maithan Steel & Power Ltd (Unit II) located at Vill - Nakrajoria, PO & PS - Salanpur, Dist - Paschim Bardhaman, West Bengal has received the environmental clearance from the Ministry of Environment, Forest & Climate Change, Government of India. The Clearance was granted on dated 20th March 2025 vide letter No: F. No. IA-J-11011/679/2008-1A-II(ND-I).

We look forward to your cooperation in our endeavours to comply with all necessary regulations and ensure the sustainable development of our regional operations

I am attaching a copy of the Environment Clearance letter for your reference and records.

Thanking you for your kind attention to this matter.

Yours Faithfully

Kausik Chakraborty
AGM Commercial

Maithan Steel & Power Limited
Salanpur, Paschim Bardhaman
West Bengal



Encl: Environmental Clearance copy of MSPL, Salanpur.

Registered Office:

9, A.J.C Bose Road, Ideal Centre,
6th Floor, Kolkata-700 017
© 033-4849 8118

Works: Unit-I

P.O. Bonra, P.S. : Neturia - 723121,
Dist: Purulia, (WB)

www.maithansteel.com

Works: Unit-II

Chittaranjan Road, Dendua More,
P.O & P.S.: Salanpur - 713357,
Dist: Paschim Bardhaman (WB)

© 8651540007

CIN: U27102WB2001PLC093321

o/c

Dated: 24.03.2025

To,
The Sabhadhipati
Zilla Parishad Paschim Bardhaman
Paschim Bardhaman
West Bengal

Subject: Intimation Regarding Grant of Environmental Clearance from MoEF & CC, New Delhi vide letter No: F. No. IA-J-11011/679/2008-IA-II(IND-I) dated 20th March 2025 to M/s Maithan Steel & Power Ltd (Unit II) located at Vill – Nakrajoria, PO & PS – Salanpur, Dist. – Paschim Bardhaman, West Bengal.

Respected Sir,

We are writing to inform you that M/s Maithan Steel & Power Ltd (Unit II) located at Vill – Nakrajoria, PO & PS – Salanpur, Dist. – Paschim Bardhaman, West Bengal has received the environmental clearance from the Ministry of Environment, Forest & Climate Change, Government of India. The Clearance was granted on dated 20th March 2025 vide letter No: F. No. IA-J-11011/679/2008-IA-II(IND-I).

We look forward to your cooperation in our endeavours to comply with all necessary regulations and ensure the sustainable development of our regional operations

I am attaching a copy of the Environment Clearance letter for your reference and records.

Thanking you for your kind attention to this matter.

Yours Faithfully



Kausik Chakraborty
AGM Commercial
Maithan Steel & Power Limited
Salanpur, Paschim Bardhaman
West Bengal



Encl: Environmental Clearance copy of MSPL, Salanpur.

Registered Office:

9, A.J.C Bose Road, Ideal Centre,
6th Floor, Kolkata-700 017

© 033-4849 8118

CIN: U27102WB2001PLC093321

Works: Unit-I

P.O. Bonra, P.S. : Neturia - 723121,
Dist.: Purulia, (WB)

www.maithansteel.com

Works: Unit-II

Chittaranjan Road, Dendua More,
P.O & P.S.: Salanpur - 713357,
Dist.: Paschim Bardhaman (WB)

© 8651540007

Annexure -30

(ENVIRONMENTAL STATEMENT)

MSPL-2/WBPCB/ENV-Statement /2024-25

Date: 01.09.2025

To,

The Member Secretary

West Bengal Pollution Control Board

Paribesh Bhawan

10A, Block-LA, Sector – III

Bidhan Nagar, Kolkata - 7000106

Sub: - Environmental Statement (Form-V) of M/s Maithan Steel & Power Ltd. (Unit-II) for the financial year 2024-25.

Ref: - MSPL Unit-2 (OCMMS ID- WB0141979582), Consent letter No. C0134684 issued on dated 02.08.2023.

Dear Sir,

This has reference to the above subject, we are submitting herewith **Environmental Statement (Form-V)** for **Unit-II** of **M/s Maithan Steel & Power Ltd.** located at Village – Nakrajoria, PO & PS- Salanpur, District- Paschim Bardhaman (West Bengal) for the period **April - 2024 to March - 2025.**

Kindly acknowledge receipt for the same.

Thanking you.

Yours faithfully,

For **Maithan Steel & Power Ltd. (Unit-II)**

Madhur Agarwalla
(Director)

Encls: As above



CC:

Regional Officer

Kalyanpur Satellite Township Project (KSTP),

Dr. B.C. Roy Road,

P.O.-Dakshin Dhadka, Asansol,

Dist-Paschim Bardhaman, PIN-713 302.

Registered Office:

9, A.J.C Bose Road, Ideal Centre,
6th Floor, Kolkata-700 017

© 033-4849 8118

CIN: U27102WB2001PLC093321

Works: Unit-I

P.O. Bonra, P.S. : Neturia - 723121,
Dist.: Purulia, (WB)

www.maithansteel.com

Works: Unit-II

Chittaranjan Road, Dendua More,
P.O & P.S.: Salanpur - 713357,
Dist.: Paschim Bardhaman (WB)

© 8651540007

Form- V

{Rule14 of The Environment Protection Act, 1986}

Environmental Statement for the period April- 2024 to March-2025

Unit-II (OCMMS ID - WB0141979582)

Part-A

- (i) Name and address of the owner/occupier of the industry operation and process

Mr. Mrityunjoy Chandra
Director

Registered Office Address:

M/s Maithan Steel & Power Ltd. (Unit-II)
9, AJC Bose Road, 6th Floor
Kolkata (W.B.)

Factory Address:

M/s Maithan Steel & Power Ltd. (Unit-II)
Village – Nakrajoria, Chittaranjan Road
PO & PS- Salanpur, District- Pachim Bardhaman (W.B.)


- (ii) Industry category primary:- **Red**

- (iii) **Production Capacity -**

Sr. No.	Name of Products	Capacity (TPA)
1.	MS Billet	3,75,000
2.	TMT Bar, MS Round , Wire Rod	2,97,000
3.	Cold Rolled products like Black wire nails, wire mesh, MS pipes	33,000

- (iv) Year of Establishment: **2008**

- (v) Date of last Environment statement submitted: 05.10.2024.



Part- B

Water and Raw Material consumption

(i) Water consumption: m³/day

Process : ---

Cooling- 444.73 m³/Day

Domestic- 50 m³/Day

Name of Products	Process Water Consumption per unit of product output	
	During the Previous Financial year	During the current financial year
MS Billet	---	0.24 KL/Ton
TMT Bar, MS Round , Wire Rod	---	0.19 KL/Ton
Cold Rolled products like Black wire nails, wire mesh, MS pipes	---	---

* Process water includes make up water requirement to replenish evaporation losses, drift losses and blow down from cooling tower to maintain the efficiency of plant operation.

(ii) Raw material consumption-

Sr. No	Name of Raw Materials	Name of Products	Consumption of raw material per unit of output	
			During the previous financial year (2023-24)	During the current financial year (2024-25)
1	Sponge Iron	Billets	0.891	0.875
2	Iron & Steel scrap		0.272	0.323
3	Si-Mn		0.004	0.015
4	Fe-Mn		0.0005	0.0003
5	Billets	TMT Bar, MS round, Wire Rod	1.012	1.243
6	Wire Rod	Cold Rolled Products	0.0083	1.02

Month wise raw material consumption detail is enclosed as *Annexure-I*

- Industry may use codes if disclosing details of raw material would violate contractual obligations, otherwise all industries have to name the raw material used.



Part – C


Pollution discharged to environment/unit of output (Parameter as specified in the consent issued)

Pollution	Quantity of pollutants discharge (Mass/Day)	Concentration of pollutants in discharges (Mass/Volume)	Percentage of variation from prescribed standards with reasons
(a) Water	<p>Our Plant is being operated on 'Zero Liquid Discharge' principle since dry process technology has been adopted by the industry.</p> <p>Water is being utilized only for cooling purpose and make up water is added to maintain smooth operation of plant.</p> <p>However, waste water generated from Rolling mill is being utilized by recycle and reused in system after passing through settling tank & Media Filter.</p> <p>Only Domestic waste water of all plants including residential colony is treated in STP. Treated domestic wastewater is being reused in green belt development and dust suppression purposes. Monitoring Results of treated domestic waste water is enclosed as Annexure IIA.</p>		Results are well below the permissible limits.

(b) Air	Monitoring Results of Ambient Air, Stack Emission, Noise Level is enclosed as Annexure-IIB, IIC & IID .		Monitoring results are well below the permissible limits granted under CTO.	
Pollutants	Source of Pollutants	Quantity of Pollutants discharged (mass/day)	Concentration of pollutants in discharges (mg/Nm ³)	% of variation from permissible limit
PM	SMS-1 (04 X 15T IF)	22.93 Kg/day	25.0	-16.67 %
PM	SMS-2 (03 X 20T IF)	59.05 Kg/day	21.02	- 29.93%

*Calculation is based on average stack emission during the period 2024-25.

Note : From the above table it is clearly depicted that pollution load is insignificant from various stationery source.



Part – D

(As specified under Hazardous and Other Wastes (Management and Transboundary Movement) Rules, 2016)

Hazardous Waste	Total Quantity	
	During the previous financial year (2023-24)	During the current financial year (2024-25)
(a) From Process	Used Oil – 0.166 T Cotton Waste : Nil	Used Oil -1.0 T Cotton Waste : 0.1 T
(b) From Pollution Control Facilities	Not applicable	Not applicable

**Waste oil is disposed off through CHWTSDF / authorized recyclers.*


Part – E

Solid waste

Solid waste	Total Quantity	
	During the previous financial year	During the current financial Year (2024-25)
(a) From Process	43,830 T	IF Slag – 44,690 T Mill Scale – 2,969 T
(b) From Pollution Control Facilities (Flue Dust)	--	APCD Dust- 5000 T
(c) (1) Quantity recycled or re-utilized within the unit	IF slag at SMS plant – 742 T IF slag Internal land filling – 7808 T	IF slag – 792 T Mill Scale – 881 T APCD Dust- 4820 T (Reused at SMS Plant)
(2) Sold	--	IF slag - 17,583 T Mill Scale- 2407 T
(3) Disposed	35,280 MT	IF Slag – 21,305 MT (For land filling) Mill Scale - Nil

Note: Stock details as below:

Solid Waste	Opening stock as on 01.04.2024	Closing stock as on 31.03.2025
IF Slag	2981 T	5010 T
Mill Scale	809 T	490 T



From Process: -

- IF Slag generated from induction furnace is being used for land filling after recovering Valuable metal.

From pollution control: -

- Dust collected at bag filters of stack attached to Induction Furnaces is being used as raw material in SMS Plant.

Quantity recycled or reutilized within the unit

1. Reutilization of recovered metal from IF slag reduces the raw material consumption which results in natural resource conservation by the industry.
2. 100 % Flue dust collected from air pollution control device is being used in Induction Furnace at SMS Plant.

Part F

Please specify the characterizations (in terms of composition and quantum) of hazardous as well as solid wastes and indicate disposal practice adopted for both these categories of waste.

Type of Waste	Description												
Solid Waste	We get dry dust from air pollution control system which is being used as raw material in induction furnace at SMS plant.												
Hazardous Waste	<table border="1"><thead><tr><th>Sr. No.</th><th>Name of Hazardous Waste</th><th>Quantity per Annum</th><th>Disposal</th></tr></thead><tbody><tr><td>1.</td><td>Used /Waste oil (Sch.I/ 5.1)</td><td>1.0 MT</td><td>Waste oil sent to CHWSTDF for the year 2024-25.</td></tr><tr><td>2.</td><td>Oily Cotton Waste (Sch.I/ 5.2)</td><td>0.10 MT</td><td>Sent to CHWSTDF for the year 2024-25.</td></tr></tbody></table>	Sr. No.	Name of Hazardous Waste	Quantity per Annum	Disposal	1.	Used /Waste oil (Sch.I/ 5.1)	1.0 MT	Waste oil sent to CHWSTDF for the year 2024-25.	2.	Oily Cotton Waste (Sch.I/ 5.2)	0.10 MT	Sent to CHWSTDF for the year 2024-25.
Sr. No.	Name of Hazardous Waste	Quantity per Annum	Disposal										
1.	Used /Waste oil (Sch.I/ 5.1)	1.0 MT	Waste oil sent to CHWSTDF for the year 2024-25.										
2.	Oily Cotton Waste (Sch.I/ 5.2)	0.10 MT	Sent to CHWSTDF for the year 2024-25.										
Bio-degradable waste	Bio-degradable solid wastes including Kitchen waste is composted and is used as manure/ bio-fertilizer in green belt development purposes.												



Part – G

Impact of pollution abatement measures taken on conservation of natural resources and on the cost of production.

- 1. Natural Resource Conservation-** Reutilization of recovered metal from IF slag reduces the raw material consumption which results in natural resource conservation by the industry. Rest of the SMS slag is using for land filling.
- 2. Water Conservation:** 100 % waste water generated from different units of plant from being Recycled through settling tank & media filter and re used in cooling purpose. Also, treated domestic waste water is being reused for gardening and dust suppression purpose. Thus, plant is operating on zero liquid discharge (ZLD) principle.
- 3. Energy Saving:** Industry has installed roof top solar panel along with solar street lights inside the plant premises. As far as possible industry is using renewable energy instead of conventional power supply which in turn saves fossil fuel.

Part – H

Additional measures/ investment proposed for environment protection including abatement of pollution, prevention of pollution.

- Company has installed Continuous Online Emission Monitoring System (CEMS) for continuous measurement of particulate matter as per CPCB guidelines as a pollution control measures.
- The company started rainwater harvesting system along with shed catchment areas.

Part-I

Any other particulars for improving the quality of the environment.


- Maithan Steel & Power Ltd. is committed to improving the quality of life of the community. The company has a robust policy with emphasis on areas like livelihood initiatives, Education, Health, Infrastructure and Environment. The CER details are attached as **Annexure-III**.
- The organization has established Sewage Treatment plant (capacity- 100 KLD) to treat domestic waste water and treated water is being recycled & reused in gardening as well as dust suppression on road.
- Differential Pressure gauge has been installed in bag filters to maintain pollutant level for better environment.
- Training programmes among employees on the topic related to safeguard of environment.
- Celebration of World Environment Day to cater mass awareness among employees and people about safeguard as well as sustainable environment.



- The followings factors which are directly responsible to maintain pollution levels through continual improvements:

- All pollution control measures are being maintained periodically and carry out periodical performance monitoring of air pollution control devices.
- Periodical environmental monitoring carried out for stack emission, ambient air quality and Noise level. Reports are submitted to Regional Office and Head Office of West Bengal Pollution Control Board (WBPCB). All results are within the norms prescribed by the West Bengal Pollution Control Board.
- Certified with IMS (ISO 9001, ISO: 45001 & ISO 14001).
- Green belt has been developed by covering **6.23 ha** area within plant premises and planted 13,927 nos. saplings. The detail of plantations is enclosed as **Annexure-IV**. Plantation is continuous process in our plant.
- Regular housekeeping within plant premises to reduce fugitive emissions.
- Beside the mechanical system regular water sprinkling is being carried out through water tanker on road / raw material yard area for minimizing fugitive emission.

(Authorized Signatory)



Name: **Madhur Agarwalla**
Designation: **Director**

Address: **Maithan Steel & Power Ltd.**
Village: Nakrajoria,
PO & PS - Salanpur
Dist.: Pachim Bardhaman
Pin - 713357

Raw Material Consumption Details

Period : 2024-25

Month	*Sponge Iron (TPM)	SiMn (TPM)	FeMn (TPM)	Pig Iron & MS Scrap (TPM)	Wire Rod (TPM)
Apr-24	28036.030	441.360	0.000	8453.710	697.000
May-24	27315.920	409.260	0.000	9932.310	688.400
Jun-24	26160.260	250.360	103.840	7873.600	705.900
Jul-24	26096.490	524.890	0.690	9695.600	531.800
Aug-24	23229.680	480.010	0.000	8495.480	760.400
Sep-24	24711.190	409.170	0.000	9186.530	464.300
Oct-24	22895.420	397.990	0.000	7944.350	616.500
Nov-24	25802.510	487.880	0.000	9443.600	475.300
Dec-24	27266.840	495.290	0.000	10058.390	671.800
Jan-25	29115.400	577.150	0.000	12636.710	746.500
Feb-25	28445.720	527.990	0.000	12744.660	703.500
Mar-25	33452.650	620.790	0.000	12666.350	952.900
Total	322528.110	5622.140	104.530	119131.290	8014.300



Annexure-IIA

STP Water Quality Analysis Results



GREENVISION

(A leading environmental research laboratory)
Recognized by West Bengal Pollution Control Board



Urvashi Malhar, Phase II, MEAV-25, Bengal Ambuja Housing Complex, City Centre, Durgapur-713216
Contact : 0343-2543019, 9732580459, 9433158173, email : greenvision.dgp@gmail.com, Website : www.greenvisiondurgapur.com

TEST REPORT OF WATER ANALYSIS

FORMAT NO. : GV/LAB/FM/33W

Sample is drawn by M/s. Greenvision

Sample submitted and identified by customer as : N.A.

U.L.R. No. : TC152882500000088F

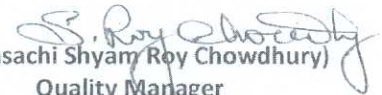
Report No.	: GV/WW/24-25/188	Sample Ref. ID	: WS-013-2025(1)
Name of Customer	: M/s. Maithan Steel & Power Ltd. (Unit - II)	Report Date	: 10.03.2025
Address of Customer	: Mouza : Nakrajoria, P.O. + P.S. : Salanpur, Dist. : Paschim Bardhaman, Pin : 713357.	Date of Sampling	: 22.02.2025
Sample Description	: Waste Water	Date of Receiving	: 22.02.2025
Sampling Location	: STP Inlet	Analysis Started on	: 24.02.2025
Sample Condition	: In Glass Bottle & Plastic Bottle	Analysis Completed on	: 28.02.2025
Type of Sample	: Industrial Waste Water	Time of Sampling	: 02:10 pm
Testing Location	: At Laboratory		

Sampling & Preservation Method : APHA 24th EDITION, 1060

PARAMETERS	TEST METHOD	UNIT	RESULTS	LIMIT
pH	APHA 24 th EDITION, 4500-H+B	---	8.21	6.5-8.5
Total Suspended Solid(TSS)	APHA 24 th EDITION, 2540 D	mg/l	84.0	< 100.0
Chemical Oxygen Demand (COD)	APHA 24 th EDITION, 5220 B	mg/l	151.5	< 250.0
Biochemical Oxygen Demand (BOD)	IS:3025, P-44, 1993, Reaffirmed 2014	mg/l	45.0	< 30.0
Oil & Grease	APHA 24 th EDITION, 5520 A	mg/l	3.2	< 10.0
Fecal Coliform	APHA 24 th EDITION, 9221 D	MPN/100 ml	7 X 10 ³	< 1000.0

Note : This treated water can be used as flashing water in the toilets


Reviewed by
(Sabyasachi Shyam Roy Chowdhury)
Quality Manager


(Sabyasachi Shyam Roy Chowdhury)
Quality Manager
Authorised Signatory
For, GREEN VISION

Note: 1. This report refers to the values obtained at the time of testing and results related to the items tested.
2. This certificate may not be reproduced in part or full without written permission of the management.
3. Retention period of tested sample is 1 month from the date of issue test report unless otherwise specified.

Page 1/1

End of the report.....



City Office : 84/10, Roy Bahadur Road, Behala, Kolkata-700 034, Ph. : 9433158173

Branch Office : Durgachak, Haldia, Purba Medinipur, Ph. : 8101647425 M.N. Sarkar Road, Mahananda Para, Siliguri-734001



GREEN VISION

(A leading environmental research laboratory)

Recognized by West Bengal Pollution Control Board

Urvashi Malhar, Phase II, MEAV-25, Bengal Ambuja Housing Complex, City Centre, Durgapur-713216

Contact : 0343-2543019, 9732580459, 9433158173, email : greenvision.dgp@gmail.com, Website : www.greenvisiondurgapur.com



TC-15288

TEST REPORT OF WATER ANALYSIS

FORMAT NO. : GV/LAB/FM/33W

Sample is drawn by M/s. Greenvision

Sample submitted and identified by customer as : N.A.

U.L.R. No. : TC152882500000089F

Report No.	: GV/WW/24-25/189	Sample Ref. ID	: WS-013-2025(2)
Name of Customer	: M/s. Maithan Steel & Power Ltd. (Unit – II)	Report Date	: 10.03.2025
Address of Customer	: Mouza : Nakraoria, P.O. + P.S. : Salanpur, Dist. : Paschim Bardhaman, Pin : 713357.	Date of Sampling	: 22.02.2025
Sample Description	: Waste Water	Date of Receiving	: 22.02.2025
Sampling Location	: STP Outlet	Analysis Started on	: 24.02.2025
Sample Condition	: In Glass Bottle & Plastic Bottle	Analysis Completed on	: 28.02.2025
Type of Sample	: Industrial Waste Water	Time of Sampling	: 02:35 pm
Testing Location	: At Laboratory		
Sampling & Preservation Method	: APHA 24 th EDITION, 1060		

PARAMETERS	TEST METHOD	UNIT	RESULTS	LIMIT
pH	APHA 24 th EDITION, 4500-H+B	---	7.58	6.5-8.5
Total Suspended Solid(TSS)	APHA 24 th EDITION, 2540 D	mg/l	21.0	< 100.0
Chemical Oxygen Demand (COD)	APHA 24 th EDITION, 5220 B	mg/l	48.5	< 250.0
Biochemical Oxygen Demand (BOD)	IS:3025, P-44, 1993, Reaffirmed 2014	mg/l	11.0	< 30.0
Oil & Grease	APHA 24 th EDITION, 5520 A	mg/l	<2.0	< 10.0
Fecal Coliform	APHA 24 th EDITION, 9221 D	MPN/100 ml	4 X 10 ²	< 1000.0

Note : This treated water can be used as flushing water in the toilets

Reviewed by
(Sabyasachi Shyam Roy Chowdhury)
Quality Manager

(Sabyasachi Shyam Roy Chowdhury)
Quality Manager
Authorised Signatory
For, GREEN VISION

- Note: 1. This report refers to the values obtained at the time of testing and results related to the items tested.
2. This certificate may not be reproduced in part or full without written permission of the management.
3. Retention period of tested sample is 1 month from the date of issue test report unless otherwise specified

Page 1/1

End of the report.....



City Office : 84/10, Roy Bahadur Road, Behala, Kolkata-700 034, Ph. : 9433158173

Branch Office : Durgachak, Haldia, Purba Medinipur, Ph. : 8101647425 M.N. Sarkar Road, Mahananda Para, Siliguri-734001

Annexure-IIB

Ambient Air Quality Monitoring Results



GREENVISION

(A leading environmental research laboratory)

Recognized by West Bengal Pollution Control Board*

Urvashi Malhar, Phase II, MEAV-25, Bengal Ambuja Housing Complex, City Centre, Durgapur-713216
Contact : 0343-2543019, 9732580459, 9433158173, email : greenvision.dgp@gmail.com, Website : www.greenvisiondurgapur.com



TC-15288

TEST REPORT OF AMBIENT AIR ANALYSIS

FORMAT NO. : GV/LAB/FM/33A

Sample is drawn by M/s. Greenvision

U.L.R. No. : TC152882500000093F

Report No. : GV/AR/24-25/612
Name of Customer : M/s. Maithan Steel & Power Ltd. (Unit – II)
Address of Customer : Chittaranjan Road, P.O. + P.S. : Salanpur,
Dist. : Paschim Bardhaman, Pin : 713357.
Sample Description : Ambient Air
Sampling Location : Near Plant Main Gate
Sample Condition : In GMF Filter Paper & Plastic Bottle
Location of Testing : At Laboratory
Sampling Method : CPCB, Emission Regulation (Part III)

Sample Ref. ID : AS-020-2025(2)
Report Date : 10.03.2025
Date of Sampling : 24.02.2025 to
25.02.2025
Date of Receiving : 25.02.2025
Analysis Started On : 26.02.2025
Analysis Completed On : 27.02.2025
Time of Sampling : 09:20 am to
09:20 am

A. METROLOGICAL INFORMATION

Average Temperature ($^{\circ}$ C) : 33.0
Average Relative Humidity (%) : 82.0
Barometric Pressure (mm of Hg) : 756.0
Smell or Odour : No Remarkable Smell
Weather Condition : Clear Sky

B. RESULT OF ANALYSIS

Sl. No.	Parameters	Unit	Concentration	Limit
01.	Concentration of PM ₁₀	$\mu\text{g}/\text{m}^3$	86.69	100.0
02.	Concentration of PM _{2.5}	$\mu\text{g}/\text{m}^3$	44.16	60.0
03.	Concentration of SO ₂	$\mu\text{g}/\text{m}^3$	9.65	80.0
04.	Concentration of NO ₂	$\mu\text{g}/\text{m}^3$	36.48	80.0
05.	Concentration of Pb	$\mu\text{g}/\text{m}^3$	BDL	1.0
06.	Concentration of Benzene	$\mu\text{g}/\text{m}^3$	BDL	5.0
07.	Concentration of NH ₃	$\mu\text{g}/\text{m}^3$	5.71	400.0
08.	Concentration of CO	mg/m^3	0.223	4.0
09.	Concentration of Benzo(a)Pyrene	ng/m^3	BDL	5.0
10.	Concentration of As	ng/m^3	BDL	6.0
11.	Concentration of Ni	ng/m^3	BDL	20.0
12.	Concentration of Ozone as O ₃	$\mu\text{g}/\text{m}^3$	< 10.0	100.0

* BDL Stands for Below detectable Limit

S. Roy Chowdhury
Reviewed by
(Sabyasachi Shyam Roy Chowdhury)
Quality Manager

S. Roy Chowdhury
(Sabyasachi Shyam Roy Chowdhury)
Quality Manager
Authorised Signatory
For, GREEN VISION

Note: 1. This report refers to the values obtained at the time of testing and results related to the items tested.
2. This certificate may not be reproduced in part or full without written permission of the management.
3. Retention period of tested sample (Filter Paper) is 6 months from the date of issue test report unless otherwise specified.



City Office : 84/10, Roy Bahadur Road, Behala, Kolkata-700 034, Ph. : 9433158173

Branch Office : Durgachak, Haldia, Purba Medinipur, Ph. : 8101647425 M.N. Sarkar Road, Mahananda Para, Siliguri-734001



GREENVISION

(A leading environmental research laboratory)

Recognized by West Bengal Pollution Control Board

Urvashi Malhar, Phase II, MEAV-25, Bengal Ambuja Housing Complex, City Centre, Durgapur-713216

Contact : 0343-2543019, 9732580459, 9433158173, email : greenvision.dgp@gmail.com, Website : www.greenvisiondurgapur.com



TEST REPORT OF AMBIENT AIR ANALYSIS

FORMAT NO. : GV/LAB/FM/33A

Sample is drawn by M/s. **Greenvision**

U.L.R. No. : **TC152882500000081F**

Report No. : GV/AR/24-25/605
Name of Customer : M/s. Maithan Steel & Power Ltd. (Unit – II)
Address of Customer : Chittaranjan Road, P.O. + P.S. : Salanpur,
Dist. : Paschim Bardhaman, Pin : 713357.
Sample Description : Ambient Air
Sampling Location : Dendua Village
Sample Condition : In GMF Filter Paper & Plastic Bottle
Location of Testing : At Laboratory

Sample Ref. ID : AS-019-2025(1)
Report Date : 10.03.2025
Date of Sampling : 22.02.2025 to
23.02.2025
Date of Receiving : 23.02.2025
Analysis Started On : 24.02.2025
Analysis Completed On : 25.02.2025
Time of Sampling : 08:10 am to
08:10 am

Sampling Method : CPCB, Emission Regulation (Part III)

A. METROLOGICAL INFORMATION

Average Temperature (°C) : 32.7
Average Relative Humidity (%) : 82.0
Barometric Pressure (mm of Hg) : 756.0
Smell or Odour : No Remarkable Smell
Weather Condition : Clear Sky

B. RESULT OF ANALYSIS

Sl. No.	Parameters	Unit	Concentration	Limit
01.	Concentration of PM10	µg/m ³	69.52	100.0
02.	Concentration of PM2.5	µg/m ³	34.99	60.0
03.	Concentration of SO ₂	µg/m ³	8.77	80.0
04.	Concentration of NO ₂	µg/m ³	35.82	80.0
05.	Concentration of Pb	µg/m ³	BDL	1.0
06.	Concentration of Benzene	µg/m ³	BDL	5.0
07.	Concentration of NH ₃	µg/m ³	5.19	400.0
08.	Concentration of CO	mg/m ³	0.144	4.0
09.	Concentration of Benzo(a)Pyrene	ng/m ³	BDL	5.0
10.	Concentration of As	ng/m ³	BDL	6.0
11.	Concentration of Ni	ng/m ³	BDL	20.0
12.	Concentration of Ozone as O ₃	µg/m ³	< 10.0	100.0

* BDL Stands for Below detectable Limit

S. Roy Chowdhury
Reviewed by
(Sabyasachi Shyam Roy Chowdhury)
Quality Manager

S. Roy Chowdhury
(Sabyasachi Shyam Roy Chowdhury)
Quality Manager
Authorised Signatory
For, GREEN VISION



Note: 1. This report refers to the values obtained at the time of testing and results related to the items tested.
2. This certificate may not be reproduced in part or full without written permission of the management.
3. Retention period of tested sample (Filter Paper) is 6 months from the date of issue test report unless otherwise specified.

City Office : 84/10, Roy Bahadur Road, Behala, Kolkata-700 034, Ph. : 9433158173

Branch Office : Durgachak, Haldia, Purba Medinipur, Ph. : 8101647425 M.N. Sarkar Road, Mahananda Para, Siliguri-734001



GREENVISION

(A leading environmental research laboratory)

Recognized by West Bengal Pollution Control Board



Urvashi Malhar, Phase II, MEAV-25, Bengal Ambuja Housing Complex, City Centre, Durgapur-713216

Contact : 0343-2543019, 9732580459, 9433158173, email : greenvision.dgp@gmail.com, Website : www.greenvisiondurgapur.com

TEST REPORT OF AMBIENT AIR ANALYSIS

FORMAT NO. : GV/LAB/FM/33A

Sample is drawn by M/s. Greenvision

U.L.R. No. : TC152882500000082F

Report No. : GV/AR/24-25/606
Name of Customer : M/s. Maithan Steel & Power Ltd. (Unit – II)
Address of Customer : Chittaranjan Road, P.O. + P.S. : Salanpur,
Dist. : Paschim Bardhaman, Pin : 713357.
Sample Description : Ambient Air
Sampling Location : Nakraoria Village
Sample Condition : In GMF Filter Paper & Plastic Bottle
Location of Testing : At Laboratory

Sample Ref. ID : AS-019-2025(2)
Report Date : 10.03.2025
Date of Sampling : 22.02.2025 to
23.02.2025
Date of Receiving : 23.02.2025
Analysis Started On : 24.02.2025
Analysis Completed On : 25.02.2025
Time of Sampling : 09:05 am to
09:05 am

Sampling Method : CPCB, Emission Regulation (Part III)

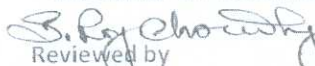
A. METROLOGICAL INFORMATION


Average Temperature ($^{\circ}$ C) : 32.7
Average Relative Humidity (%) : 82.0
Barometric Pressure (mm of Hg) : 756.0
Smell or Odour : No Remarkable Smell
Weather Condition : Clear Sky

B. RESULT OF ANALYSIS

Sl. No.	Parameters	Unit	Concentration	Limit
01.	Concentration of PM10	$\mu\text{g}/\text{m}^3$	78.04	100.0
02.	Concentration of PM2.5	$\mu\text{g}/\text{m}^3$	40.83	60.0
03.	Concentration of SO ₂	$\mu\text{g}/\text{m}^3$	7.9	80.0
04.	Concentration of NO ₂	$\mu\text{g}/\text{m}^3$	34.53	80.0
05.	Concentration of Pb	$\mu\text{g}/\text{m}^3$	BDL	1.0
06.	Concentration of Benzene	$\mu\text{g}/\text{m}^3$	BDL	5.0
07.	Concentration of NH ₃	$\mu\text{g}/\text{m}^3$	5.05	400.0
08.	Concentration of CO	mg/m^3	0.134	4.0
09.	Concentration of Benzo(a)Pyrene	ng/m^3	BDL	5.0
10.	Concentration of As	ng/m^3	BDL	6.0
11.	Concentration of Ni	ng/m^3	BDL	20.0
12.	Concentration of Ozone as O ₃	$\mu\text{g}/\text{m}^3$	< 10.0	100.0

* BDL Stands for Below detectable Limit


Reviewed by
(Sabyasachi Shyam Roy Chowdhury)
Quality Manager


(Sabyasachi Shyam Roy Chowdhury)
Quality Manager
Authorised Signatory
For, GREEN VISION



- Note: 1. This report refers to the values obtained at the time of testing and results related to the items tested.
2. This certificate may not be reproduced in part or full without written permission of the management.
3. Retention period of tested sample (Filter Paper) is 6 months from the date of issue test report unless otherwise specified.

City Office : 84/10, Roy Bahadur Road, Behala, Kolkata-700 034, Ph. : 9433158173

Branch Office : Durgachak, Haldia, Purba Medinipur, Ph. : 8101647425 M.N. Sarkar Road, Mahananda Para, Siliguri-734001



GREENVISION

(A leading environmental research laboratory)

Recognized by West Bengal Pollution Control Board

Urvashi Malhar, Phase II, MEAV-25, Bengal Ambuja Housing Complex, City Centre, Durgapur-713216

Contact : 0343-2543019, 9732580459, 9433158173, email : greenvision.dgp@gmail.com, Website : www.greenvisiondurgapur.com



TC-15288

TEST REPORT OF AMBIENT AIR ANALYSIS

FORMAT NO. : GV/LAB/FM/33A

Sample is drawn by M/s. Greenvision

U.L.R. No. : TC152882500000092F

Report No. : GV/AR/24-25/611
Name of Customer : M/s. Maithan Steel & Power Ltd. (Unit - II)
Address of Customer : Chittaranjan Road, P.O. + P.S. : Salanpur,
Dist. : Paschim Bardhaman, Pin : 713357.
Sample Description : Ambient Air
Sampling Location : Salanpur Village
Sample Condition : In GMF Filter Paper & Plastic Bottle
Location of Testing : At Laboratory

Sample Ref. ID : AS-020-2025(1)
Report Date : 10.03.2025
Date of Sampling : 24.02.2025 to
25.02.2025
Date of Receiving : 25.02.2025
Analysis Started On : 26.02.2025
Analysis Completed On : 27.02.2025
Time of Sampling : 08:50 am to
08:50 am

Sampling Method : CPCB, Emission Regulation (Part III)

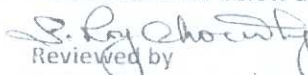
A. METROLOGICAL INFORMATION


Average Temperature ($^{\circ}\text{C}$) : 33.0
Average Relative Humidity (%) : 82.0
Barometric Pressure (mm of Hg) : 756.0
Smell or Odour : No Remarkable Smell
Weather Condition : Clear Sky

B. RESULT OF ANALYSIS

Sl. No.	Parameters	Unit	Concentration	Limit
01.	Concentration of PM ₁₀	$\mu\text{g}/\text{m}^3$	86.97	100.0
02.	Concentration of PM _{2.5}	$\mu\text{g}/\text{m}^3$	44.16	60.0
03.	Concentration of SO ₂	$\mu\text{g}/\text{m}^3$	8.77	80.0
04.	Concentration of NO ₂	$\mu\text{g}/\text{m}^3$	35.82	80.0
05.	Concentration of Pb	$\mu\text{g}/\text{m}^3$	BDL	1.0
06.	Concentration of Benzene	$\mu\text{g}/\text{m}^3$	BDL	5.0
07.	Concentration of NH ₃	$\mu\text{g}/\text{m}^3$	5.47	400.0
08.	Concentration of CO	mg/m^3	0.152	4.0
09.	Concentration of Benzo(a)Pyrene	ng/m^3	BDL	5.0
10.	Concentration of As	ng/m^3	BDL	6.0
11.	Concentration of Ni	ng/m^3	BDL	20.0
12.	Concentration of Ozone as O ₃	$\mu\text{g}/\text{m}^3$	< 10.0	100.0

* BDL Stands for Below detectable Limit


Reviewed by
(Sabyasachi Shyam Roy Chowdhury)
Quality Manager


(Sabyasachi Shyam Roy Chowdhury)
Quality Manager
Authorised Signatory
For, GREEN VISION



- Note: 1. This report refers to the values obtained at the time of testing and results related to the items tested.
2. This certificate may not be reproduced in part or full without written permission of the management.
3. Retention period of tested sample (Filter Paper) is 6 months from the date of issue test report unless otherwise specified.

City Office : 84/10, Roy Bahadur Road, Behala, Kolkata-700 034, Ph. : 9433158173

Branch Office : Durgachak, Haldia, Purba Medinipur, Ph. : 8101647425 M.N. Sarkar Road, Mahananda Para, Siliguri-734001

Annexure-II

Stack Emission Monitoring Results



GREENVISION

(A leading environmental research laboratory)

Recognized by West Bengal Pollution Control Board



TC-15288

Urvashi Malhar, Phase II, MEAV-25, Bengal Ambuja Housing Complex, City Centre, Durgapur-713216

Contact : 0343-2543019, 9732580459, 9433158173, email : greenvision.dgp@gmail.com, Website : www.greenvisiondurgapur.com

TEST REPORT OF STACK GAS ANALYSIS

[FORMAT NO. : GV/LAB/FM/33A]

Sample is drawn by M/S. Greenvision		U.L.R. No. : TC152882500000079F	
Report No. :	GV/AR/24-25/609	Sample Ref. ID :	AS-019-2025(5)
Name of Customer :	M-s. Maithan Steel & Power Ltd. (Unit - II)	Report Date :	10.03.2025
Address of Customer :	Mouza : Nakrajoria, P.O. + P.S. : Salanpur, Dist. : Paschim Bardhaman, Pin : 713357.	Date of Sampling :	22.02.2025
Sample Description :	Stack Air	Sample Received On :	22.02.2025
Sampling Location :	Induction Furnace	Analysis Started On :	24.02.2025
Sample Condition :	In GMF Thimble	Analysis Completed On :	24.02.2025
Sampling Method :	CPCB, Emission Regulation (Part III)	Time of Sampling :	12:10 pm
Testing Location :	At Laboratory		

A. GENERAL INFORMATION ABOUT STACK

01. Particulars of plant :	Steel Plant (SMS - 2)	
02. Stack connected to :	Induction Furnace No. 1,2 & 3	
03. Material of construction :	M.S.	
04. Shape of stack :	Circular	
05. Height of stack from G.L (mtr) :	30.0	from roof level (mtr) : ---
06. Height of sampling from G.L (mtr) :	20.0	from L.D.Z (mtr) : ---
07. Internal stack diameter at sampling point (mtr) :	2.7	
08. Emission due to :	Melting of Sponge Iron & Scrap	
09. Steam generation capacity: (rated) :	---	(rating) : ---
10. Load of source: (rated) :	20 MT/Heat/Furnace	(rating) : 20 MT/Heat/Furnace

B. FUEL CHARACTERISTIC REPORT

01. Type of fuel used :	Electricity	
02. Calorific value (K-Cal/Kg): ---	03. Ash content (% by Wt): ---	04. Sulphur content (% by Wt): ---
05. Rated fuel consumption :	---	
06. Working fuel consumption :	---	

C. RESULTS OF GASEOUS EMISSION SAMPLING

		Test Method
01. Flue gas temperature (°C)	62	CPCB, Emission Regulation (Part III)
02. Barometric pressure (mm of Hg)	756.0	CPCB, Emission Regulation (Part III)
03. Velocity of flue gas (m/sec)	7.22	CPCB, Emission Regulation (Part III)
04. Quantity of gas flow (Nm ³ /hr.)	131624.12	CPCB, Emission Regulation (Part III)
05. Concentration of Particulate Matter (mg/ Nm ³)	23.11	IS:11255 (Part 1), 1985, Reaffirmed 2014
06. Particulate Matter normalized at 12% CO ₂	---	IS:11255 (Part 1), 1985, Reaffirmed 2014
07. Concentration of SO ₂ (mg/ Nm ³)	---	IS:11255 (Part 2), 1985, Reaffirmed 2014
08. Concentration of CO ₂ (% V/V)	2.4	IS:13270:1992, Reaffirmed 2014
09. Concentration of CO (% V/V)	0.2	IS:13270:1992, Reaffirmed 2014

Pollution Control Device : Bag Filter

Permanent Ladder and Platform : Yes

S. Roy Chowdhury
Reviewed by
(Sabyasachi Shyam Roy Chowdhury)
Quality Manager

S. Roy Chowdhury
(Sabyasachi Shyam Roy Chowdhury)
Quality Manager
Authorised Signatory
For. GREEN VISION

- Note: 1. This report refers to the values obtained at the time of testing and results related to the items tested.
2. All the information under column A & B are supplied by the respective industry.
3. This certificate may not be reproduced in part or full without written permission of the management.
4. Retention period of tested sample (Thimble) is 6 months from the date of issue test report unless otherwise specified.





GREEN VISION

(A leading environmental research laboratory)

Recognized by West Bengal Pollution Control Board



TC-15288

Urvashi Malhar, Phase II, MEAV-25, Bengal Ambuja Housing Complex, City Centre, Durgapur-713216
Contact : 0343-2543019, 9732580459, 9433158173, email : greenvision.dgp@gmail.com, Website : www.greenvisiondurgapur.com

TEST REPORT OF STACK GAS ANALYSIS

[FORMAT NO. : GV/LAB/FM/33A]

Sample is drawn by M/s. Greenvision		U.L.R. No. : TC152882500000080F	
Report No.	: GV/AR/24-25/610	Sample Ref. ID	: AS-019-2025(6)
Name of Customer	: M/s. Maithan Steel & Power Ltd. (Unit – II)	Report Date	: 10.03.2025
Address of Customer	: Mouza : Nakrajoria, P.O. + P.S. : Salanpur, Dist. : Paschim Bardhaman. Pin : 713357.	Date of Sampling	: 22.02.2025
Sample Description	: Stack Air	Sample Received On	: 22.02.2025
Sampling Location	: Induction Furnace	Analysis Started On	: 24.02.2025
Sample Condition	: In GMF Thimble	Analysis Completed On	: 24.02.2025
Sampling Method	: CPCB, Emission Regulation (Part III)	Time of Sampling	: 03:15 pm
Testing Location	: At Laboratory		

A. GENERAL INFORMATION ABOUT STACK

01. Particulars of plant	: Steel Plant (SMS- 1)		
02. Stack connected to	: Induction Furnace No. 1,2,3 & 4		
03. Material of construction	: M.S.		
04. Shape of stack	: Circular		
05. Height of stack from G.L. (mtr)	: 30.0	from roof level (mtr)	: ---
06. Height of sampling from G.L. (mtr)	: 20.0	from L.D.Z. (mtr)	: ---
07. Internal stack diameter at sampling point (mtr)	: 1.2		
08. Emission due to	: Melting of Allied Materials		
09. Steam generation capacity:	(rated) : ---	(running) : ---	
10. Load of source:	(rated) : 15 MT/Heat/Furnace	(running) : 15 MT/Heat/Furnace	

B. FUEL CHARACTERISTIC REPORT

01. Type of fuel used	: Electricity		
02. Calorific value (K-Cal/kg) : ---	03. Ash content (% by WT) : ---	04. Sulphur content (% by WT) : ---	
05. Heat rate consumption	: ---		
06. Working fuel consumption	: ---		

C. RESULTS OF GASEOUS EMISSION SAMPLING

	Test Method
01. Flue gas temperature ($^{\circ}$ C)	67
02. Barometric pressure (mm of Hg)	756.0
03. Velocity of flue gas (m/sec)	15.36
04. Quantity of gas flow (Nm ³ /hr.)	54499.61
05. Concentration of Particulate Matter (mg/ Nm ³)	25.6
06. Particulate Matter normalized at 12% CO ₂	---
07. Concentration of SO ₂ (mg/ Nm ³)	---
08. Concentration of CO ₂ (% V/V)	2.6
09. Concentration of CO (% V/V)	< 0.2

Pollution Control Device : Bag Filter

Permanent Ladder and Platform : Yes

S. Roy Chowdhury
Reviewed by
(Sabyasachi Shyam Roy Chowdhury)
Quality Manager

S. Roy Chowdhury
(Sabyasachi Shyam Roy Chowdhury)
Quality Manager
Authorized Signatory
For GREEN VISION



- Note: 1. This report refers to the values obtained at the time of testing and results related to the items tested.
2. All the information under column A & B are supplied by the respective industry.
3. This certificate may not be reproduced in part or full without written permission of the management.
4. Retention period of tested sample (Thimble) is 6 months from the date of issue test report unless otherwise specified.

Annexure-IID

Noise Monitoring Results



GREEN VISION

(A leading environmental research laboratory)

Recognized by West Bengal Pollution Control Board*

Urvashi Malhar, Phase II, MEAV-25, Bengal Ambuja Housing Complex, City Centre, Durgapur-713216
Contact : 0343-2543019, 9732580459, 9433158173, email : greenvision.dgp@gmail.com, Website : www.greenvisiondurgapur.com

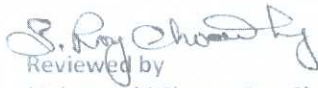



TEST REPORT OF NOISE LEVEL MONITORING

FORMAT NO. : GV/LAB/FM/33N

Sample is drawn by	: M/s. Greenvision	U.L.R. No. :	TC152882500000085F
Report No.	: GV/NL/24-25/116	Sample Ref. ID	: NLM-003-2025(1)
Name of Customer	: M/s. Maithan Steel & Power Ltd. (Unit – II)	Report Date	: 10.03.2025
Address of Customer	: Mouza : Nakrajoria, P.O. + P.S. : Salanpur, Dist. : Paschim Bardhaman, Pin : 713357.	Date of Sampling	: 22.02.2025 & 23.02.2025
Sample Description	: Noise Level	Total Time	: 1 Hr.
Sampling Location	: Near Plant Main Gate	Sampling Method	: IS : 9989 :1981
Noise Level Limit	: Day Time : 75 dB(A), Night Time : 65 dB(A) { Source : The Noise Pollution (Regulation and Control) Rules, 2000}		
Monitoring Details	: Distance from Object : 3.0 Mtr. Height from the Ground : 1.5 Mtr.		
Category of Area	: Industrial Area		

Noise Level dB (A)					
Day Time (09:30 Hrs to 10:30 Hrs.)			Night Time (01:05 Hrs. to 02:05 Hrs.)		
Max.	Min.	Leq.	Max.	Min.	Leq.
71.6	61.8	68.1	52.3	47.5	50.0


Reviewed by
(Sabyasachi Shyam Roy Chowdhury)
Quality Manager


(Sabyasachi Shyam Roy Chowdhury)
Quality Manager
Authorised Signatory
For, GREEN VISION



Note: 1. This report refers to the values obtained at the time of testing and results related to the items tested.
2. This certificate may not be reproduced in part or full without written permission of the management.



GREENVISION

(A leading environmental research laboratory)

Recognized by West Bengal Pollution Control Board

Urvashi Malhar, Phase II, MEAV-25, Bengal Ambuja Housing Complex, City Centre, Durgapur-713216

Contact : 0343-2543019, 9732580459, 9433158173, email : greenvision.dgp@gmail.com, Website : www.greenvisiondurgapur.com



TC-15288


TEST REPORT OF NOISE LEVEL MONITORING


FORMAT NO. : GV/LAB/FM/33N

Sample is drawn by : M/s. Greenvision
Report No. : GV/NL/24-25/121
Name of Customer : M/s. Maithan Steel & Power Ltd. (Unit – II)
Address of Customer : Mouza : Nakrajoria, P.O. + P.S. : Salanpur,
Dist. : Paschim Bardhaman, Pin : 713357.
Sample Description : Noise Level (24 Hrs.)
Sampling Location : Near Plant Main Gate
Monitoring Details : Distance from Object : 3.0 Mtr.
Height from the Ground : 1.5 Mtr.

U.L.R. No. : TC152882500000104F
Sample Ref. ID : NLM-004-2025(3)
Report Date : 10.03.2025
Date of Sampling : 24.02.2025 &
25.02.2025
Total Time : 24 Hr.
Sampling Method : IS : 9989 :1981

Time	Lmax dB (A)	Lmin dB (A)	Leq dB (A)
09:20 hrs. to 10:20 hrs.	54.3	51.6	53.7
10:20 hrs. to 11:20 hrs.	52.5	50.2	52.2
11:20 hrs. to 12:20 hrs.	56.7	53.3	55.8
12:20 hrs. to 13:20 hrs.	55.4	52.5	54.7
13:20 hrs. to 14:20 hrs.	58.2	54.6	57.3
14:20 hrs. to 15:20 hrs.	55.4	52.9	54.9
15:20 hrs. to 16:20 hrs.	53.3	51.6	53.0
16:20 hrs. to 17:20 hrs.	54.8	52.3	54.3
17:20 hrs. to 18:20 hrs.	56.7	54.1	56.2
18:20 hrs. to 19:20 hrs.	58.2	56.9	58.2
19:20 hrs. to 20:20 hrs.	59.6	57.2	59.1
20:20 hrs. to 21:20 hrs.	54.8	51.8	54.2
21:20 hrs. to 22:20 hrs.	51.3	50.2	50.9
22:20 hrs. to 23:20 hrs.	50.5	47.6	49.7
23:20 hrs. to 00:20 hrs.	49.5	45.4	48.2
00:20 hrs. to 01:20 hrs.	48.7	46.2	48.3
01:20 hrs. to 02:20 hrs.	47.2	44.3	46.6
02:20 hrs. to 03:20 hrs.	45.4	42.9	45.0
03:20 hrs. to 04:20 hrs.	43.2	40.5	42.5
04:20 hrs. to 05:20 hrs.	42.9	40.2	42.3
05:20 hrs. to 06:20 hrs.	44.3	41.3	43.6
06:20 hrs. to 07:20 hrs.	48.5	44.6	47.2
07:20 hrs. to 08:20 hrs.	51.3	48.2	50.2
08:20 hrs. to 09:20 hrs.	52.3	49.5	51.7


Reviewed by
(Sabyasachi Shyam Roy Chowdhury)
Quality Manager


(Sabyasachi Shyam Roy Chowdhury)
Quality Manager
Authorised Signatory
For, GREEN VISION



Note: 1. This report refers to the values obtained at the time of testing and results related to the items tested
2. This certificate may not be reproduced in part or full without written permission of the management.

Page 1/1

End of the report.....

MAITHAN STEEL & POWER LIMITED

CER Expenditure Details:

Project: Expansion of Steel Melting Shop (IF with LF & CCM: 1,35,000 TPA to 3,75,000 TPA, Rolling Mill from 90,000 TPA to 2,97,000 TPA); Cold Drawing Workshop: 33,000 TPA of M/s Maithan Steel & Power located at Nakrajoria P.S – Salanpur, Dist – Paschim Bardhaman, West Bengal.

EC letter No: J-11011/679/2008-IA-II(I) dated 16.04.2019 and amended of this EC was granted vide letter No – J-11011/679/2008-IA-II(I) dated 14.10.2019

Action plan as per MoEF&CC O.M. dated 30/09/2020

Sl. No.	Description	Expenditure (Rs. In lakh)		
		1st Yr.	2nd Yr.	Total
1	Sinking of new bore wells in Mahespur, Salanpur and Dendua village @5 per village	30	35	65
2	Engaging under privilege woman in self –help group to make them sustainable	7	–	7
3	Existing halogen electric bulbs in and around the village to be altered with energy efficient LED bulbs	6	2	8
4	About two kilometer approaching road to the plant site will be strengthened , with the permission of the local authority.	25	17	42
5	Construction of toilets inside the school	7	1	8
	Total	130		

Details of the CER Activity & Expenditure Incurred:

ACTIVITY	CER Budget	Expenses Incurred			
		2021-22	2022-23	2023-24	2024-25
Sinking of new bore wells in Mahespur, Salanpur and Dendua village @5 per village	65.00	10.38	6.10	10.93	5.00
Engaging under privilege woman in self –help group to make them sustainable	7.00	1.50	0.70	18.16	0.58
Existing halogen electric bulbs in and around the village to be altered with energy efficient LED bulbs	8.00	0.25	0.10	0.18	1.82
About two kilometer approaching road to the plant site will be strengthened, with the permission of the local authority.	42.00	14.16	13.35	21.25	--
Construction of toilets inside the school	8.00	10.55	--	2.24	4.19
Total:--	130.00	36.84	20.25	52.76	11.59

Registered Office:

9, A.J.C Bose Road, Ideal Centre,
6th Floor, Kolkata-700 017

© +91 33 4085 7200

CIN: U27102WB2001PLC093321

Works: Unit-I

P.O. Bonra, P.S.: Neturia - 723121,
Dist.: Purulia, (WB)

www.maithansteel.com

Works: Unit-II

Chittaranjan Road, Dendua More,
P.O & P.S.: Salanpur - 715357,
Dist.: Paschim Bardhaman (WB)

© 8651540067

MAITHAN STEEL & POWER LIMITED-Unit-II
Vill- Nakrajoria, P.O & P.S- Salanpur, Dist-Pachim Bardhaman
Plantation done upto March-2025

SL.No.	PLANTATION NAME	SCIENTIFIC NAME	TOTAL NUMBER
1	Conocarpus	CONOCARPUS ERECTUS	4198
2	Sonajhuri	EARLEAF	279
3	Chatim	ALOSTONIA SCHOLARIS	337
4	Foxtail palm	WODYETIA BIFURCTA	35
5	Legerstromia	CRAPE MYRTLE	196
6	Seesham	DALBERGIA SISSOO	340
7	Mehogani	SWIETENIA MEHAGONI	927
8	Kadam	NEOLAMARICKIA CADAMBA	70
9	Mango	MANGIFERA INDICA	206
10	Guava	PSIDIUM GUAJAVA L.	22
11	Moulasari	MIMUSOPS ELENGI	61
12	Sagwan	TECTONA GRANDIS	178
13	Bottle palm	HYOPHORBE LAGENICULIS	137
14	Coconut	COCOS NUCIFERA	12
15	Bamboo	BAMBUSA VULGARIS	120
16	Radhachura	PELTOPHORUM PTEROCARPUM	907
17	Arjun	TERMINALIA ARJUNA	330
18	BOT	FICUS BENGHALENSIS	88
19	Neem	AZADIRACHTA INDICA	293
20	Kamini	MURRAYA PANICULATA	3110
21	Siris	ALBIZIA LEBBECK	20
22	Terminalia	TERMINALIA CATAPPA	10
23	Peepal	FICUS RELIGIOSA	80
24	Teccoma	TECOMA STANS	70
25	Polandi	MELALEUCA POLANDII	62
26	Puruse	SALIX TETRASPERMA	20
27	Tabebuia	TABEBUIA ROSEA	216
28	Spathodea	spathodea campanulata	185
29	Bougainvillea glabra	BOUGAINVILLEA GLABRA	2
30	Ficus starlite	FICUS BENJAMINA STARLIGHT	42
31	Guluncha	TINOSPORA	3
32	Java	HOMO ERECTUS	20
33	Jhao	TAMARIX DIOICA	2
34	Arica palm	DYPSIS LUTESCENS	22
35	Jamun	SYZYGIUM CUMINI	10
36	Licchi	LITCHI CHINENSIS	20
37	Jarul	LAGERSTROEMIA SPECIOSA	15
38	Marigold	TAGETES ERECTA	390
39	Salvia	SALVIA OFFICINAIS	70
40	Cosmos	COSMOS BIPINNATUS	30
41	Aster	ASTER AMELLUS	36
42	Penji petunia	PETUNIA X HYBRIDA	80
43	Bakul		150
44	Krishnachura	DELONIX REGIA	250
45	Other Plantation		276
	Total		13927

